

Product Guide  
Effective from 1st March 2025



# P25

ACO Civils + Infrastructure

Drainage solutions for  
civil engineering and  
infrastructure projects



<b>Lead Times and Delivery Charges</b>	7	<b>NEW!</b> ACO KerbDrain® CycleKerb	79
<b>Channels with Traditional Gratings</b>		<b>NEW!</b> ACO KerbDrain® BridgeDeck HB	81
<b>ACO Multiline Sealin</b>	8	<b>NEW!</b> ACO KerbDrain® BridgeDeck SP	82
<b>ACO MultiDrain® M100D / M100PPD</b>	10	<b>High Capacity Drainage</b>	
ACO MultiDrain® M100D/M100PPD Gratings	13	<b>ACO Qmax®</b>	
ACO MultiDrain® Brickslot	16	ACO Qmax® 150	84
ACO MultiDrain® M100DS	17	ACO Qmax® 225	85
ACO MultiDrain® M100DS Gratings	18	ACO Qmax® 350	86
ACO MultiDrain® Accessories	20	ACO Qmax® 150, 225 and 350 access chamber	87
ACO MultiDrain Channel Footpath Drainage and Downpipe connectors	21	ACO Qmax® 550	88
<b>ACO MultiDrain® M150D / M150PPD</b>	22	ACO Qmax® 700	90
ACO MultiDrain® M150D/M150PPD Gratings	24	ACO Qmax® 900	92
ACO MultiDrain® M150DS	26	ACO Qmax® 150, 225, 350, 550, 700 and 900 access chamber	94
ACO MultiDrain® M150DS Gratings	27	<b>Stormwater Control</b>	
<b>ACO MultiDrain® M200D / M200PPD</b>	29	ACO Q-Ceptor	95
ACO MultiDrain® M200D/M200PPD Gratings	31	<b>NEW!</b> ACO StormSed Vortex	97
ACO MultiDrain® M200DS	33	<b>NEW!</b> ACO StormSed Filter	98
ACO MultiDrain® M200DS Gratings	34	ACO StormBrixx SD	99
<b>Freestyle gratings</b>	36	<b>NEW!</b> ACO StormBrixx HD900	100
ACO MultiDrain® Grating Accessories	38	ACO StormBrixx HD GF	101
<b>ACO S Range</b>		ACO Q-Brake Vortex	103
ACO S100 channels	40	ACO Q-Plate Orifice Plate	104
Gratings for use with ACO S100 channels	42	ACO Q-Chamber	105
ACO S150 with bolted grating	43	<b>Rail</b>	
ACO S200 with bolted grating	44	ACO TramDrain 200	106
ACO S300 with bolted grating	45	ACO V100G TramDrain	106
<b>Monocast Channel Drainage</b>		ACO Derailment Channel	106
<b>ACO Multislot</b>		ACO Rail Access Point	107
ACO Multislot – Natural	46	ACO HeelGuard™ 6mm Rail Intercept	107
ACO Multislot – Grey	47	<b>Sport</b>	
ACO Multislot – Black	48	ACO Sport Curbing	108
<b>ACO MonoDrain™</b>		ACO Sport Slot Channel	108
ACO MonoDrain™ PD100D - Black	49	ACO Sport High Capacity Slot Channel	109
ACO MonoDrain™ PD150D - Black	50	ACO Sport Kerbstone	109
ACO MonoDrain™ PD100D - Grey	51	ACO Sport Sand Capture	111
ACO MonoDrain™ PD150D - Grey	52	ACO Sport Water Jump	111
ACO MonoDrain™ PD100D - Natural	53	ACO Sport Trough	111
ACO MonoDrain™ PD150D - Natural	54	<b>SuDS</b>	
ACO MonoDrain™ PD100D and PD150D Accessories	55	ACO SuDS Swale Inlet	112
<b>ACO RoadDrain®</b>		ACO SuDS Combipoint SSA	112
ACO RoadDrain® 100	56	ACO SuDS Infiltration Channel Outlets	113
ACO RoadDrain® 200	57	ACO SuDS Overflow Gullys	113
<b>ACO H Range</b>		<b>Wildlife</b>	
ACO H Range RD 100V	58	ACO One-Way Fence and Tunnel Entrance	114
ACO H Range RD 150V	59	ACO Guide Wall	114
ACO H Range RD 200V	60	ACO Climate Tunnel	114
ACO H Range RD 300V	61	ACO Climate Tunnel Entrance	114
<b>Channel Drainage Universal Gully</b>		ACO Climate Stilt Tunnel	116
ACO Universal Gully	62	ACO Stop Channel	116
<b>Combined Kerb Drainage</b>		ACO Wildlife Kerb	116
ACO KerbDrain® HB255	63	ACO Wildlife Gully Ladder	116
ACO KerbDrain® SP280	64	ACO Wildlife Refuges	117
ACO KerbDrain® HB305	65	ACO Nest Box	117
ACO KerbDrain® SP380	67	ACO Bat Box	117
ACO KerbDrain® HB405	68	<b>Conditions of Sale</b>	118
ACO KerbDrain® SP455	70		
ACO KerbDrain® HB480	71		
<b>NEW!</b> ACO KerbDrain® Inlet Plugs	73		
ACO KerbDrain® Gully and Accessories	74		
<b>NEW!</b> ACO KerbDrain® E Class	76		
<b>NEW!</b> ACO KerbDrain® E+ Class	77		

# Product selector

	THRESHOLD DRAINAGE	DOMESTIC LANDSCAPING	PUBLIC LANDSCAPING	CAR PARKING	HGV PARKING	PETROL STATION DELIVERY AREA	LIGHT INDUSTRIAL	HEAVY	PUBLIC HIGHWAYS	DISTRIBUTION YARDS	AIRPORT (AIRSIDE)	PORT AND DOCK SIDES	SECURITY AREAS	SUDS	LOAD CLASS
<b>PRODUCTS</b>															
ACO MULTILINE SEALIN*	✓	-	✓	✓	✓	-	✓	-	-	-	-	-	-	✓	F 900
ACO MULTIDRAIN MD SYSTEM*	✓	-	✓	✓	✓	-	✓	-	-	-	-	-	-	✓	D 400
ACO MULTIDRAIN PPD SYSTEM*	✓	-	✓	✓	✓	-	✓	-	-	-	-	-	-	✓	D 400
ACO S RANGE	-	-	✓	✓	✓	✓	✓	✓	-	✓	✓	✓	✓	✓	F 900
ACO MULTISLOT*	-	-	✓	✓	-	-	-	-	-	-	-	-	-	✓	D 400
ACO MONODRAIN*	-	-	✓	✓	✓	-	✓	-	-	-	-	-	-	✓	D 400
ACO ROADRAIN	-	-	✓	✓	✓	-	✓	✓	✓	✓	✓	✓	✓	✓	F 900
ACO H RANGE RD	-	-	✓	✓	✓	-	✓	✓	✓	✓	✓	✓	✓	✓	F 900
ACO KERBDRAIN	-	-	✓	✓	✓	-	✓	✓	✓	✓	-	-	✓	✓	D 400
ACO KERBDRAIN E CLASS	-	-	✓	✓	✓	-	✓	✓	✓	✓	-	-	✓	✓	E 600
ACO KERBDRAIN CYCLEKERB	-	-	✓	✓	-	-	-	-	✓	-	-	-	✓	✓	D 400
ACO KERBDRAIN BRIDGEDECK	-	-	-	-	-	-	-	-	✓	-	-	-	-	-	D 400
ACO QMAX	-	-	✓	✓	✓	-	✓	✓	✓	✓	✓	✓	✓	✓	N/A
ACO Q-CEPTOR	-	-	-	✓	✓	-	✓	✓	✓	✓	✓	✓	✓	✓	N/A
ACO STORMSED VORTEX & ACO STORMSED FILTER	-	✓	✓	✓	✓	✓	✓	✓	✓	✓	✓	✓	✓	✓	N/A
ACO STORMBRIXX	-	✓	✓	✓	✓	-	✓	✓	✓	✓	✓	✓	✓	✓	N/A
ACO Q-BRAKE VORTEX	-	-	✓	✓	✓	-	✓	✓	✓	✓	✓	✓	✓	✓	N/A
ACO Q-PLATE	-	-	✓	✓	✓	-	✓	✓	✓	✓	✓	✓	✓	✓	N/A
ACO SUDS SWALE INLET	-	-	✓	✓	✓	-	✓	✓	✓	✓	✓	-	✓	✓	N/A

\* Not suitable for carriageways of public roads or motorways.

## Key:

### Load Classes And Typical Uses



**A 15:** Pedestrian and cycleways



**B 125:** Pedestrian precincts, light vehicles, private car parks.



**C 250:** Parking areas, service stations (cars) and slow-moving light commercial vehicles.



**D 400:** Public highways, parking areas for all types of vehicles.



**E 600:** Industrial areas, heavy wheel loads, slow-moving HGV's and forklifts, service stations.



**F 900:** Airport runways, very heavy industrial and military installations, service yards and lorry parks.


### Suitability

✓ Recommended

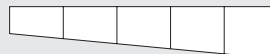
**HeelGuard™** grate openings are no more than 10mm to reduce risk of a shoe heel becoming caught in the grate.

**Invert Type:** The tables for ACO channels list a number associated with the Invert Type. This number highlights the drainage design which can be achieved when using these channels. The key for the Invert channel types is shown below.


1 – Constant Depth Invert



2 – Sloping Invert



3 – Stepped Invert



# Why choose ACO Water Management: Civils + Infrastructure products?

ACO Water Management: Civils + Infrastructure supplies intelligent solutions for civils drainage professionals.

The portfolio offers a wide variety of surface water management systems designed to provide the optimum solution in stormwater control.

Suitable for a range of applications including parking areas, retail and commercial developments, highways and residential developments, the product range includes oil separators, stormwater attenuation and infiltration systems, high capacity and channel drainage systems to suit all specifications.

These products save contractors' time and stockists' space by keeping the product ranges strictly relevant to the civils market requirements.

This document details products in the ACO Water Management: Civils + Infrastructure ranges.

These ranges fall into two primary categories: the first, **Surface Water Drainage**, deals with the direct and immediate collection and drainage of surface water from a particular area. The second, **Stormwater Control**, deals with the storage and control of accumulated water that may be from more than one drained area.

In addition, ACO have added the **Rail**, **Sports** and **Wildlife** ranges to this product guide. For Rail please go to page 106. For Sports please go to page 108 and for the Wildlife range go to page 114.



## General information

ACO products are subject to weight and dimensional tolerances. The weights and dimensions shown in this document are for guidance purposes only. ACO products are made from naturally occurring materials and may be subject to variations in colour, texture and marking. These aesthetic variations do not affect the performance or functionality of our goods. The appearance of products shown in our company documentation is for illustration purposes only.

## Important information

Compliance documentation for ACO products that are covered by the Construction Products Regulation 2011 (CPR) can be downloaded at [www.aco.co.uk/construction-products-regulation-\(cpr\)](http://www.aco.co.uk/construction-products-regulation-(cpr))



## Surface + Grating Visualiser

A clever, yet easy to use software program that visualises how our range of grating designs could look in your project. To make specification easier, the software will suggest



our most suitable ranges based on the project requirements. You can then select from the available options and visualise how these may look in different surface finishes. Once a choice is made, a simple, yet detailed specification sheet provides full product information.

Visit [www.aco.co.uk/gratingvisualiser](http://www.aco.co.uk/gratingvisualiser) to find out more.

# ACO Contact Details



## Registered office address and contact details

ACO Technologies plc  
ACO Business Park  
Hitchin Road  
Shefford  
Bedfordshire  
SG17 5TE

Tel: **+44(0)1462 816666**

Email: **technologies@aco.co.uk**

**www.aco.co.uk**

Company Registration No: 1854115  
VAT No: GB 650 7977 05

## Sales Office

Product availability, delivery lead times, and all other order queries including collections, returns and complaints.

Tel: **01462 810302**

Email: **customersupport@aco.co.uk**

## Project Pricing

A complete pricing service to stockists, contractors and clients.

Tel: **01462 810303**

Email: **awmprojects@aco.co.uk**

## Stormwater Management

Dedicated stormwater management team for all commercial and technical queries.

Tel: **01462 801304**

Email: **uk-swc@aco.co.uk**

## Design Services Team

Technical and installation advice. Detailed design and “Value Engineering” advice. Hydraulic calculations and AutoCAD drawings. Advice on the suitability of ACO equivalent products.

Tel: **01462 810301**

Email: **technical@aco.co.uk**

For any stormwater control product technical queries please email **suds@aco.co.uk**

## Product Training ACO Academy

ACO Academy is a flexible training resource that provides a range of courses that will keep you up to date with all the latest developments. Training is available either online, at branch or at the ACO Academy, Shefford

Tel: **01462 816666**

Email: **academy@aco.co.uk**

## Marketing & Media Support

For all product brochures and imagery.

Tel: **01462 816666**

Email: **marketing@aco.co.uk**

ACO Merchant Zone: **www.aco.co.uk/merchant-zone**

# ACO Civils + Infrastructure Lead Times and Delivery Charges

Effective from 1st March 2025

## Deliveries

Product	Lead Time	Stock Yard Deliveries – Minimum Order Value	Site Delivery – Minimum Order Value
<b>Core Stock Products</b>			
MultiDrain® M100D channels and gratings MultiDrain® M150D and M200D channels and gratings* S100 1-20 constant and sloping channels All accessories for above products can be ordered separately	4 Days	<ul style="list-style-type: none"> <li>&gt; £2,250 nett. Full packs only.</li> <li>A charge of £250 applies for orders or call-offs below £2,250 nett.</li> </ul>	<ul style="list-style-type: none"> <li>&gt; £5,500 nett.</li> <li>A charge of £250 applies for orders or call-offs below £5,500 nett.</li> </ul>
<b>Non Core Stock Products</b>			
MultiDrain® M100PPD/M150PPD/M200PPD channels MonoDrain™ PD100D/PD150D (black) RoadDrain® 100 KerbDrain® MultiDrain® M100D Channel Footpath Drainage MultiDrain® M100D/M100PPD, M150D/M150PPD and M200D/M200PPD galvanised Brickslot ST gratings* S100 21-30 constant and sloping channels, S150, S200, S300 RoadDrain® 200 Polymer concrete repair kit Multiline Sealin Multislot KerbDrain® E Class and E+ Class KerbDrain® CycleKerb KerbDrain® BridgeDeck Qmax® and Qmax® accessories MonoDrain™ PD100D/PD150D (natural, grey) H Range SuDS Swale Inlet	<p>4 Days</p> <p>10 Days</p> <p>Call sales office for best delivery</p>	<ul style="list-style-type: none"> <li>&gt; £2,250 nett. Full packs only.</li> <li>A charge of £125 applies for orders or call-offs below £2,250 nett.</li> </ul>	<ul style="list-style-type: none"> <li>&gt; £5,500 nett.</li> <li>A charge of £125 applies for orders or call-offs below £5,500 nett.</li> </ul>
<b>Non Core Stock Products (Stormwater Control)</b>			
Q-Ceptor StormSed Vortex and StormSed Filter Q-Brake Vortex and Q-Plate QuadraCeptor Q-Chamber V-Septor StormBrixx Separator Alarms	Call sales office for best delivery	<ul style="list-style-type: none"> <li>No minimum order value.</li> <li>A charge of £250 applies for orders or call-offs below £5,500 nett</li> <li>A charge of £50 applies for orders or call-offs below £250 nett</li> </ul>	<ul style="list-style-type: none"> <li>No minimum order value.</li> <li>A charge of £250 applies for orders or call-offs below £5,500 nett</li> <li>A charge of £50 applies for orders or call-offs below £250 nett</li> </ul>
<b>Other Products</b>			
MultiDrain® M100DS / M150DS / M200DS channels and gratings (inc. Stainless steel Brickslot ST gratings) Gratings to special order Rail Sport Combipoint SSA, Infiltration Channel Outlets, Overflow Gullies Wildlife	Call sales office for best delivery	<ul style="list-style-type: none"> <li>&gt; £2,250 nett.</li> <li>A charge of £150 applies for orders or call-offs below £2,250 nett.</li> <li>A charge of £50 applies for orders or call-offs below £2,500 nett.</li> </ul>	<ul style="list-style-type: none"> <li>&gt; £5,500 nett.</li> <li>A charge of £150 applies for orders or call-offs below £5,500 nett.</li> <li>A charge of £50 applies for orders or call-offs below £2,500 nett.</li> </ul>

\* Please see specific product pages as some grating lead times may vary.

## Important Notes:

Areas	This document refers to England and Wales excluding post code areas (For Channel Islands, Isle of Wight, Isle of Man, N. Ireland & Eire please contact the Sales Office). This document refers to Scotland excluding post code areas IV, KW, AB, HS and ZE, for these post codes please contact the Sales Office.											
Pack Quantities	Minimum recommended order quantities are shown against individual products in this price list.											
Customer Orders	ACO do not accept verbal orders. Written orders can be sent via fax, e-mail or EDI											
Order Cut Off Times	All orders for stock items accepted before 12 noon will be delivered 3 working days later (for 4 day lead times) and are subject to public holidays.											
	<table border="1"> <tr> <td>Orders received by 12.00 noon on:</td> <td>Monday</td> <td>Tuesday</td> <td>Wednesday</td> <td>Thursday</td> <td>Friday</td> </tr> <tr> <td>Delivery due:</td> <td>Thursday</td> <td>Friday</td> <td>Monday</td> <td>Tuesday</td> <td>Wednesday</td> </tr> </table>	Orders received by 12.00 noon on:	Monday	Tuesday	Wednesday	Thursday	Friday	Delivery due:	Thursday	Friday	Monday	Tuesday
Orders received by 12.00 noon on:	Monday	Tuesday	Wednesday	Thursday	Friday							
Delivery due:	Thursday	Friday	Monday	Tuesday	Wednesday							
Lead times	Lead times quoted are subject to availability and order volumes.											
Deliveries	Standard deliveries are Monday to Friday between 8am and 5pm, out of hour's delivery may be possible. Please contact the Sales office for further details.											
Delivery Offload	All deliveries are made on curtain-sided vehicles for off-load by the customer. Specialist offload services may be available, check for availability and price. This may have an impact on lead times.											
Order Amendments and Cancellations	Order amendments and cancellations must be received in writing. Cancellations or amendments requested the day prior to despatch up to 10am will incur charges of £25 per pallet/package. Cancellations or amendments after 10am on the date prior to despatch will incur a 35% administration and restocking fee as the order will have been processed. Delivery refusals will incur a return carriage charge and if applicable a 35% administration and restocking fee. Fees are based on order values.											
Stock Returns	Returns are subject to prior written agreement and a 35% re-stocking charge. Additional transport charges may apply. Goods must be in a re-saleable condition as delivered, safely palletised and labelled prior to collection.											

## Delivery Charges:

Standard delivery is £250.00 for core stock products and £125.00 for non core stock products where applicable and Stormwater Control are in the table above. Other delivery services are available. Please contact the Sales Office for pricing and lead times.

## Collection:

Collections must be pre-arranged 48 hours or more prior to collection date. ACO collection reference must be quoted at time of collection. Collections only possible Monday to Friday between 8am and 4pm.


This document is in addition to our standard Conditions of Sale which can be found at the back of this product guide or on the ACO website [www.aco.co.uk](http://www.aco.co.uk)  
Further copies are also available from the Sales Office. To contact the Sales Office please call 01462 816666.

## ACO Multiline Sealin


Suitable for load class applications A 15, B 125, C 250, D 400†

ACO Multiline Sealin integrated seal channel drainage system. All channels are manufactured from polymer concrete with integrated seal, and have 100mm internal width with galvanised steel protective edge rail. Channels are for use with ACO Drainlock™ bar-less locking gratings and covers.

Image shows channel with grating. Grating supplied separately please see note.



Product Code	Description	Length [mm]	Width Overall [mm]	Depth Overall [mm]	Weight [kg]	Pack Quantity	Lead Time
<b>ACO Multiline Sealin polymer concrete constant depth channels, 1000mm galvanised steel rail</b>							
132330	Multiline Sealin V100S 0.0	1000	135	150	15.0	24	Call sales
132340	Multiline Sealin V100S 5.0	1000	135	175	17.1	24	Call sales
132350	Multiline Sealin V100S 10.0	1000	135	200	19.6	24	Call sales
132370	Multiline Sealin V100S 20.0	1000	135	250	22.3	12	Call sales
<b>ACO Multiline Sealin polymer concrete constant depth channels, 500mm galvanised steel rail</b>							
132332	Multiline Sealin V100S 0.1	500	135	150	8.5	10	Call sales
132342	Multiline Sealin V100S 5.1	500	135	175	9.4	10	Call sales
132352	Multiline Sealin V100S 10.1	500	135	200	10.4	10	Call sales
132372	Multiline Sealin V100S 20.1	500	135	250	12.3	10	Call sales
<b>ACO Multiline Sealin polymer concrete constant depth channels with vertical outlet, 500mm galvanised steel rail</b>							
132333	Multiline Sealin V100S 0.2*	500	135	150	9.1	10	Call sales
132343	Multiline Sealin V100S 5.2*	500	135	175	10.2	10	Call sales
132353	Multiline Sealin V100S 10.2*	500	135	200	11.3	10	Call sales
132373	Multiline Sealin V100S 20.2*	500	135	250	13.2	10	Call sales
<b>ACO Multiline Sealin polymer concrete sloping depth channels, 1000mm galvanised steel rail</b>							
132301	Multiline Sealin V100S No 1	1000	135	150/155	15.0	12	Call sales
132302	Multiline Sealin V100S No 2	1000	135	155/160	15.5	12	Call sales
132303	Multiline Sealin V100S No 3	1000	135	160/165	16.0	12	Call sales
132304	Multiline Sealin V100S No 4	1000	135	165/170	16.5	12	Call sales
132305	Multiline Sealin V100S No 5	1000	135	170/175	17.0	12	Call sales
132306	Multiline Sealin V100S No 6	1000	135	175/180	17.5	12	Call sales
132307	Multiline Sealin V100S No 7	1000	135	180/185	18.0	12	Call sales
132308	Multiline Sealin V100S No 8	1000	135	185/190	18.5	12	Call sales
132309	Multiline Sealin V100S No 9	1000	135	190/195	19.0	12	Call sales
132310	Multiline Sealin V100S No 10	1000	135	195/200	19.5	12	Call sales




132330



132332



132333



132301

† Not suitable for carriageways of public roads or motorways.

\* Indicates channels supplied with vertical liquid-tight pipe connection Ø110mm.

**Note: Gratings supplied separately, please refer to pages 14 and 15. ACO Brickslot ST galvanised steel gratings also available for this channel system, please see page 16. For gully details please refer to page 62.**

Product Code	Description	Length [mm]	Width Overall [mm]	Depth Overall [mm]	Weight [kg]	Pack Quantity	Lead Time
<b>ACO Multiline Sealin polymer concrete step channel, galvanised steel rail</b>							
132375	Step unit channel 10-20	500	135	250	15.0	6	Call sales
<b>ACO Multiline Sealin sump unit with galvanised steel rail</b>							
132391	ACO Multiline Sealin Sump 0-10, 110mm outlet with plastic silt bucket	500	135	460	26.9	10	Call sales
132398	ACO Multiline Sealin Sump 0-10, 160mm outlet with plastic silt bucket	500	135	460	26.9	10	Call sales
132392	ACO Multiline Sealin Sump 0-20, 110mm outlet with plastic silt bucket	500	135	610	34.7	10	Call sales
132399	ACO Multiline Sealin Sump 0-20, 160mm outlet with plastic silt bucket	500	135	610	34.7	10	Call sales
<b>Accessories</b>							
132385	Universal closing endcap V100S 0-20	-	-	-	1.6	10	Call sales
132846	Outlet 110mm diameter 30mm length V100S 0	-	-	-	1.4	6	Call sales
132847	Outlet 110mm diameter 30mm length V100S 5	-	-	-	1.5	6	Call sales
132848	Outlet 110mm diameter 30mm length V100S 10	-	-	-	1.7	6	Call sales
132849	Outlet 110mm diameter 30mm length V100S 20	-	-	-	2.3	6	Call sales
132723	Adaptor for flow direction change V100S 0	-	-	-	1.8	6	Call sales
132724	Adaptor for flow direction change V100S 5	-	-	-	1.9	6	Call sales
132725	Adaptor for flow direction change V100S 10	-	-	-	2.1	6	Call sales
132726	Adaptor for flow direction change V100S 20	-	-	-	2.7	6	Call sales
132756	Adaptor for corner, T and cross connection V100S 0	-	-	-	1.0	6	Call sales
132757	Adaptor for corner, T and cross connection V100S 5	-	-	-	1.1	6	Call sales
132758	Adaptor for corner, T and cross connection V100S 10	-	-	-	1.3	6	Call sales
132759	Adaptor for corner, T and cross connection V100S 20	-	-	-	1.8	6	Call sales
132495	Silicone grease ❖	-	-	-	0.1	5	4 Days
02769	Leaf trap 110mm diameter	-	-	-	0.5	10	Call sales
0056	820 drain union PVC-U Ø110mm	-	-	-	0.1	5	4 days
0058	822 drain union PVC-U Ø160mm	-	-	-	0.5	5	4 days
2640	920 foul air-trap PVC-U Ø110mm	-	-	-	0.5	5	4 days
132378	Vertical silt basket for use with Ø110mm pipe	-	-	-	0.3	1	Call sales
01498	Replacement sump bucket, black polypropylene	-	-	-	-	1	Call sales
32599	Polymer concrete repair kit+	-	-	-	1.0	1	10 days



132375



132391



132846



132723



132756



32599

✦ Repair kit includes 0.5kg tin of natural colour polyester concrete repair resin, grey and black pigment, hardener paste, mixing instructions and material safety data sheets

❖ **Silicone grease**

Corresponds to the guideline of the UBA for sanitary lubricants, food-technical lubricant according to EN ISO 21469, suitable for drinking water, O-ring compatible.

Contents: 23g

0.0 approx. 40 channel seals

10.0 approx. 30 channel seals

20.0 approx. 20 channel seals

# ACO MultiDrain® M100D

Suitable for Load Class applications A 15, B 125, C 250, D 400 †

ACO MultiDrain® M100D general purpose channel drainage system. All channels are manufactured from a polymeric based material and have 100mm internal width with UltraSTEEL™ galvanised protective edge rail. Channels are for use with ACO Drainlock™ bar-less locking gratings and covers.

Image shows channel with grating. Grating supplied separately please see note.



Product Code	Description	Length [mm]	Width Overall [mm]	Depth Overall [mm]	Invert [mm]	Invert Type	Weight [kg]	Pack Quantity	Lead Time
<b>ACO M100D polymer concrete constant and sloping depth channels</b>									
23000	M100D No. 0.0*	1000	135	150	130	1/3	13.5	40	4 days
23050	M100D No. 0.1J*	500	135	150	130	1/3	7.6	16	4 days
23001	M100D No. 1	1000	135	150/155	130/135	2	13.4	16	4 days
23002	M100D No. 2	1000	135	155/160	135/140	2	13.6	16	4 days
23003	M100D No. 3	1000	135	160/165	140/145	2	13.9	16	4 days
23004	M100D No. 4	1000	135	165/170	145/150	2	14.1	16	4 days
23005	M100D No. 5	1000	135	170/175	150/155	2	14.7	16	4 days
23006	M100D No. 6	1000	135	175/180	155/160	2	14.4	16	4 days
23007	M100D No. 7	1000	135	180/185	160/165	2	14.6	16	4 days
23008	M100D No. 8	1000	135	185/190	165/170	2	15.1	16	4 days
23009	M100D No. 9	1000	135	190/195	170/175	2	15.5	16	4 days
23010	M100D No.10	1000	135	195/200	175/180	2	16.1	16	4 days
23100	M100D No.10.0*	1000	135	200	180	1/3	16.3	40	4 days
23101	M100D No.10.1J*	500	135	200	180	1/3	9.3	16	4 days
23011	M100D No.11	1000	135	200/205	180/185	2	16.7	16	4 days
23012	M100D No.12	1000	135	205/210	185/190	2	17.1	16	4 days
23013	M100D No.13	1000	135	210/215	190/195	2	17.0	16	4 days
23014	M100D No.14	1000	135	215/220	195/200	2	16.9	16	4 days
23015	M100D No.15	1000	135	220/225	200/205	2	17.3	16	4 days
23016	M100D No.16	1000	135	225/230	205/210	2	18.2	16	4 days
23017	M100D No.17	1000	135	230/235	210/215	2	18.5	16	4 days
23018	M100D No.18	1000	135	235/240	215/220	2	18.7	16	4 days
23019	M100D No.19	1000	135	240/245	220/225	2	19.1	16	4 days
23020	M100D No.20	1000	135	245/250	225/230	2	19.5	16	4 days
23200	M100D No.20.0*	1000	135	250	230	1/3	21.7	32	4 days
23201	M100D No.20.1J*	500	135	250	230	1/3	11.0	16	4 days
23300	M100D No.30.0*	1000	135	300	280	1/3	26.2	32	4 days
23301	M100D No.30.1J*	500	135	300	280	1/3	12.5	16	4 days



23000



23050

† Not suitable for carriageways of public roads or motorways.

J Indicates side knockout for 90° channel connection. Knockout on both sides of the channel.

\* Indicates channels supplied with a preformed Ø110mm knockout for vertical outlet.

**Note: Gratings supplied separately, please refer to pages 13 and 14. ACO Brickslot ST galvanised steel gratings also available for this channel system, please see page 15. For gully details please refer to page 62. Channels shaded in grey are constant depth channels.**

Product Code	Description	Length [mm]	Width Overall [mm]	Depth Overall [mm]	Invert [mm]	Invert Type	Weight [kg]	Pack Quantity	Lead Time
<b>ACO M100D polymer concrete constant depth shallow channels</b>									
23075	M100D No. 075	1000	135	75	55	1	9.4	40	4 days
23076	M100D No. 075V	1000	135	75	55	1	7.4	40	4 days
23110	M100D No. 0100	1000	135	100	80	1	11.1	40	4 days
23111	M100D No. 0100V	1000	135	100	80	1	9.1	40	4 days
<b>ACO M100D step connector for stepped drainage systems</b>									
12601	M100D 123 50mm step connector	-	-	-	-	-	0.4	10	4 days
<b>ACO M100D multifunctional end cap (closing/inlet/outlet)</b>									
23404	M100D 306 multifunctional end cap						0.2	25	4 days
<b>ACO M100D sump unit with UltraSTEEL™ galvanised protective edge rail and ACO vertical silt basket</b>									
23410	M100D universal sump with plastic silt bucket	500	135	635	615	-	32.5	8	4 days
132378	Vertical silt basket for use with Ø110mm pipe	95	125	76	-	-	0.3	1	Call sales

### Accessories

Please see page 20.



V Indicates channel with cast in TPE triple lipped seals for Ø110mm watertight pipe connection.

**Note:** Gratings supplied separately, please refer to pages 13 and 14. ACO Brickslot ST galvanised steel gratings also available for this channel system, please see page 15.

# ACO MultiDrain® M100PPD

Suitable for Load Class applications A 15, B 125, C 250, D 400†

ACO MultiDrain® M100PPD general purpose channel drainage system. All channels are manufactured using polypropylene and have 100mm internal width with galvanised steel protective edge rail. Channels are for use with ACO Drainlock™ bar-less locking gratings and covers.

Image shows channel with grating. Grating supplied separately please see note.



Product Code	Description	Length [mm]	Width Overall [mm]	Depth Overall [mm]	Invert [mm]	Invert Type	Weight [kg]	Pack Quantity	Lead Time
<b>ACO M100PPD polypropylene constant depth channel</b>									
11100	M100PPD No.0.0j*	1000	142	150	125	1	3.5	60	4 days
<b>ACO M100PPD polypropylene shallow constant depth channels</b>									
11104	M100PPD No. 075*	1000	142	75	56	1	2.63	80	4 days
11105	M100PPD No. 0100*	1000	142	100	75	1	2.90	50	4 days
<b>ACO M100PPD closing end caps</b>									
11085	ACO M100PPD shallow channel universal end cap	11	138	105	-	-	0.10	10	4 days
11086	ACO M100PPD universal closing end cap	11	138	105	-	-	0.10	10	4 days
<b>ACO M100PPD sump unit</b>									
11385	Black plastic sump unit assembly c/w silt bucket††	-	Ø160	510	-	-	3.0	5	4 days
<b>Accessories</b>									
11087	M100PPD/HexDrain® PRO Horizontal outlet 0.0 Ø110mm	65	Ø110	150	-	-	0.1	5	4 days
11285	Ø110mm vertical outlet connector	-	Ø110	60	-	-	0.1	5	4 days
11286	Ø160mm vertical outlet connector	-	Ø160	80	-	-	0.1	5	4 days
11191	Ø110mm roddable foul air-trap	240	Ø110	400	-	-	1.2	5	4 days
11192	Ø160mm roddable foul air-trap	340	Ø160	415	-	-	1.4	5	4 days



11100



11104



11086



11385



11087



11285



11286



11191



11192

\* Indicates channels supplied with vertical outlet knockout for use with Ø110mm and Ø160mm outlet connectors.

j Indicates side knockout for 90° channel connection. Knockout on both sides of the channel.

† Not suitable for carriageways of public roads or motorways.

†† Sump assembly consists of a Ø160mm vertical outlet connector, silt bucket and sump body.

**Note: Gratings supplied separately, please refer to pages 13 and 14. ACO Brickslot ST galvanised steel gratings also available for this channel system, please see page 15. For gully details please refer to page 62. For downpipe connectors see page 21.**

# Gratings for use with ACO MultiDrain® M100D/ M100PPD channels

Suitable for Load Class applications A 15, B 125, C 250, D 400†  
Also compatible with Multiline Sealin V100S

ACO Drainlock™ gratings for use with the ACO MultiDrain® M100D channels with UltraSTEEL™ galvanised steel protective edge rail and ACO MultiDrain® M100PPD channels with galvanised steel protective edge rail.



Product Code	Description		Length [mm]	Width Overall [mm]	Slot Width [mm]	Weight [kg]	Pack Quantity	Lead Time
<b>Gratings for Load Class A 15 applications</b>								
12610	Slotted galvanised steel grate	↗	1000	123	10	2.0	200	4 days
12611	Slotted galvanised steel grate	↗	500	123	10	1.0	200	4 days
12666	Perforated galvanised steel grate	↗	1000	123	6	2.6	200	4 days
12667	Perforated galvanised steel grate	↗	500	123	6	1.3	200	4 days
<b>Grating for Load Class B 125 applications</b>								
132555	Intercept-Profile galvanised steel grate	🔒 ↗	1000	123	8	4.1	100	4 days
132550	Intercept-Profile galvanised steel grate	🔒 ↗	500	123	8	2.0	100	4 days
<b>Gratings for Load Class C 250 applications</b>								
132720	HeelGuard™ composite - black grate	🔒 ↗	500	123	8	1.0	204	4 days
12614	Slotted galvanised steel grate	↗	1000	123	10	5.0	200	4 days
12615	Slotted galvanised steel grate	↗	500	123	10	2.5	200	4 days
12656	Perforated galvanised steel grate	↗	1000	123	6	4.8	200	4 days
12657	Perforated galvanised steel grate	↗	500	123	6	2.4	200	4 days
132880	HeelGuard™ mesh galvanised steel grate	🔒 ↗	1000	123	9.5	4.2	200	4 days
132881	HeelGuard™ mesh galvanised steel grate	🔒 ↗	500	123	9.5	2.1	200	4 days



12610 / 12611



12666 / 12667



132555 / 132550




132720



12614 / 12615



12656 / 12657



132880 / 132881

† Not suitable for carriageways of public roads or motorways.

🔒 Indicates security locking feature is available.

↗ HeelGuard™ grating.

**Note:** ACO Brickslot ST galvanised gratings also available for this channel system, please see page 15. See page 38 for grating accessories.


Product Code	Description		Length [mm]	Width Overall [mm]	Slot Width [mm]	Weight [kg]	Pack Quantity	Lead Time
<b>Gratings for Load Class D 400† applications</b>								
23405	HeelGuard™ ductile iron grate	🔒 ↗	500	123	8	4.1	200	4 days
23510	HeelGuard™ Intercept ductile iron grate	↗	500	123	10	3.7	200	4 days
23511	HeelGuard™ 6mm Rail Intercept, ductile iron grate	🔒 ↗	500	123	6	4.0	200	Call sales
23406	Ductile iron solid cover grate	↗	500	123	n/a	4.5	200	4 days
23408	Slotted ductile iron grate		500	123	12	3.8	200	4 days
132042	Flag ductile iron grate	↗	500	123	8	4.9	200	Call sales
132043	Leaf ductile iron grate	↗	500	123	10	4.7	200	Call sales
132885	HeelGuard™ mesh galvanised steel grate	🔒 ↗	1000	123	8.5	5.1	100	4 days
132886	HeelGuard™ mesh galvanised steel grate	🔒 ↗	500	123	8.5	2.5	100	4 days

**ACO ATec high performance finish**


ACO ATec finish that provides a superior resistance to corrosion. The electrochemically applied finish is strong and durable, making maintenance easier than on water-based surface coatings. The ACO ATec finish also enhances long term durability in demanding environments and is particularly well suited for low trafficked areas. Please download our ATec datasheet for more information.

**Gratings for Load class D 400† applications with ACO ATec corrosion resistant coating**

23409	ATec coated HeelGuard™ ductile iron grate	🔒 ↗	500	123	8	4.1	200	4 days
23417	ATec mosaic ductile iron grate	🔒 ↗	500	123	10	4.1	200	4 days



23405



23510



23511



23406




23408



132042



132043



132885/132886



23409



23417

† Not suitable for carriageways of public roads or motorways.

🔒 Indicates security locking feature is available.


↗ HeelGuard™ grating.

**Note: ACO Brickslot ST galvanised gratings also available for this channel system, please see page 15. See page 38 for grating accessories.**


# ACO MultiDrain® M100D / M100PPD galvanised steel Brickslot ST gratings

Suitable for Load Class applications A 15, B 125, C 250, D 400†  
Also compatible with Multiline Sealin V100S


A range of galvanised steel discreet slot drainage gratings and access units for use with ACO MultiDrain® M100D channels with UltraSTEEL™ galvanised steel protective edge rail and ACO MultiDrain® M100PPD channels with galvanised steel protective edge rail. The offset grating has a 10mm HeelGuard™ drainage inlet, and is compatible with most types of pavements, setts and flags up to a maximum of 100mm deep.




Product Code	Description		Length [mm]	Width Overall [mm]	Slot Width [mm]	Upstand [mm]	Weight [kg]	Pack Quantity	Lead Time
<b>Gratings for Load Class C 250 applications</b>									
445598	Brickslot ST galvanised steel grate	↗	1000	123	10	105	5.1	72	10 days
445599	Brickslot ST galvanised steel grate	↗	500	123	10	105	2.6	100	10 days
<b>Access units for Load Class C 250 applications</b>									
445603	Brickslot ST access unit galvanised steel	↗	500	123	10	105	5.4	60	10 days
<b>Gratings for Load Class D 400† applications</b>									
446015	Brickslot ST galvanised steel grate	↗	1000	123	10	105	7.1	60	10 days
446016	Brickslot ST galvanised steel grate	↗	500	123	10	105	3.7	100	10 days
23480	Twinslot offset galvanised steel grate	↗	1000	123	2 x 8	105	12.9	72	10 days
23481	Twinslot offset galvanised steel grate	↗	500	123	2 x 8	105	6.1	108	10 days
23483	Twinslot central galvanised steel grate	↗	1000	123	2 x 8	105	12.5	68	10 days
23484	Twinslot central galvanised steel grate	↗	500	123	2 x 8	105	7.0	136	10 days
<b>Access units for Load Class D 400† applications</b>									
446017	Brickslot ST access unit galvanised steel	↗	500	123	10	105	7.2	60	10 days
23482	Twinslot offset access unit galvanised steel	↗	500	123	2 x 8	105	8.1	72	10 days
23485	Twinslot central access unit galvanised steel	↗	500	123	2 x 8	105	8.2	54	10 days




445598 / 445599




446015 / 446016




23480 / 23481\*\*



23483 / 23484



445603



446017

† Not suitable for carriageways of public roads or motorways.


↗ HeelGuard™ grating.

\*\* D400 Twinslot not supplied with protective edge rail

**Note: The ACO MultiDrain® M100D and the ACO MultiDrain® M100PPD Brickslot ST gratings and access units are sold separately from the ACO MultiDrain® M100D and M100PPD channel units. For information on the channels to suit these gratings and access units, for ACO MultiDrain® M100D channels see page 10 and for ACO MultiDrain® M100PPD channels see page 12.**

## Removal Instructions

To remove the ACO Brickslot ST access unit, insert the lifting tools as shown in figure 1. Then lift the tray vertically from the frame (figure 2). Details of the lifting tool (product code 1367) can be found on page 38.




## ACO MultiDrain® Brickslot

These discreet drainage covers provide an excellent solution for those seeking an aesthetically pleasing drainage option. Compatible with our MultiDrain and Multiline ranges, the Brickslot offers a wide variety of options, including bespoke designs, allowing it to be tailored to the specific needs of each project.




For more information scan the QR code.




ACO MultiDrain® Brickslot  
SINGLE




ACO MultiDrain® Brickslot  
TWIN



ACO MultiDrain® Brickslot  
TRIPLE




ACO MultiDrain® Brickslot  
STRIP



# ACO MultiDrain® M100DS

Suitable for Load Class applications A 15, B 125, C 250, D 400†

ACO MultiDrain® M100DS general purpose channel drainage system. All channels are manufactured from a polymeric based material and have 100mm internal width with stainless steel protective edge rail. Channels are for use with ACO Drainlock™ bar-less locking gratings and covers.



Product Code	Description	Length [mm]	Width Overall [mm]	Depth Overall [mm]	Invert [mm]	Invert Type	Weight [kg]	Pack Quantity	Lead Time
<b>ACO M100D polymer concrete constant depth shallow channels</b>									
24000	M100DS No.0.0*	1000	135	150	130	1/3	15.3	40	Call sales
24050	M100DS No.0.1j*	500	135	150	130	1/3	8.8	16	Call sales
24100	M100DS No.10.0*	1000	135	200	180	1/3	18.2	40	Call sales
24101	M100DS No.10.1j*	500	135	200	180	1/3	10.4	16	Call sales
24200	M100DS No.20.0*	1000	135	250	230	1/3	21.8	32	Call sales
24201	M100DS No.20.1j*	500	135	250	230	1/3	12.0	16	Call sales
<b>ACO M100DS polymer concrete constant depth shallow channels</b>									
24075	M100DS No. 075	1000	135	75	55	1	11.1	40	Call sales
24076	M100DS No. 075V	1000	135	75	55	1	7.4	40	Call sales
24110	M100DS No. 0100	1000	135	100	80	1	12.9	40	Call sales
24111	M100DS No. 0100V	1000	135	100	80	1	9.2	40	Call sales
<b>M100DS step connector for step drainage systems</b>									
12601	M100DS 123 50mm step connector	-	-	-	-	-	0.2	10	4 days
<b>M100DS multifunctional end cap (closing/inlet/outlet)</b>									
23404	M100DS 306 multifunctional end cap	-	-	-	-	-	0.2	25	4 days
<b>ACO M100DS sump unit with stainless steel protective edge rail</b>									
24410	ACO M100DS universal sump with plastic silt bucket	500	135	635	615		32.5	8	Call sales

## Accessories

Please see page 20.



24000



24075



12601



23404



24410

† Not suitable for carriageways of public roads or motorways.

j Indicates side knockout for 90° channel connection. Knockout on both sides of the channel.

V Indicates channel with cast in TPE triple lipped seals for Ø110mm watertight pipe connection.


\* Indicates channels supplied with a preformed Ø110mm knockout for vertical outlet.

**Note: Gratings supplied separately please refer to page 18. ACO Brickslot ST stainless steel gratings also available for this channel system please see page 19. For gully details please refer to page 62. The protective edge rails used on these channels are manufactured from Grade 304 stainless steel.**

# Gratings for use with ACO MultiDrain® M100DS channels

Suitable for Load Class applications A 15, B 125, C 250, D 400†


ACO Drainlock™ gratings for use with the ACO MultiDrain® M100DS channels with stainless steel protective edge rail.



Product Code	Description		Length [mm]	Width Overall [mm]	Slot Width [mm]	Weight [kg]	Pack Quantity	Lead Time
<b>Gratings for Load Class A 15 applications</b>								
12640	Slotted stainless steel grate	↗	1000	123	10	2.0	200	Call sales
12641	Slotted stainless steel grate	↗	500	123	10	1.0	200	Call sales
12664	Perforated stainless steel grate	↗	1000	123	6	2.6	200	Call sales
12665	Perforated stainless steel grate	↗	500	123	6	1.3	200	Call sales
<b>Grating for Load Class B 125 applications</b>								
132557	Intercept-Bar stainless steel grate	Ⓜ ↗	1000	123	6	3.8	100	Call sales
132552	Intercept-Bar stainless steel grate	Ⓜ ↗	500	123	6	1.9	100	Call sales
132556	Intercept-Profile stainless steel grate	Ⓜ ↗	1000	123	8	3.7	100	Call sales
132551	Intercept-Profile stainless steel grate	Ⓜ ↗	500	123	8	1.9	100	Call sales
<b>Gratings for Load Class C 250 applications</b>								
12644	Slotted stainless steel grate	↗	1000	123	10	5.0	200	Call sales
12645	Slotted stainless steel grate	↗	500	123	10	2.5	200	Call sales
12654	Perforated stainless steel grate	↗	1000	123	6	4.8	200	Call sales
12655	Perforated stainless steel grate	↗	500	123	6	2.4	200	Call sales
132882	HeelGuard™ mesh stainless steel grate	Ⓜ ↗	1000	123	9.5	4.2	100	Call sales
132883	HeelGuard™ mesh stainless steel grate	Ⓜ ↗	500	123	9.5	2.1	100	Call sales
<b>Gratings for Load Class D 400† applications</b>								
132887	HeelGuard™ mesh stainless steel grate	Ⓜ ↗	1000	123	8.5	5.2	100	Call sales
132888	HeelGuard™ mesh stainless steel grate	Ⓜ ↗	500	123	8.5	2.5	100	Call sales



12640 / 12641




12664 / 12665



132557 / 132552



132556 / 132551



12644 / 12645



12654 / 12655



132882 / 132883



132887 / 132888

† Not suitable for carriageways of public roads or motorways.

Ⓜ Indicates security locking feature is available.

↗ HeelGuard™ grating.

See page 38 for grating accessories.

Note: ACO MultiDrain® MD stainless steel gratings are manufactured from Grade 304 stainless steel and are fitted with ACO Drainlock™ as standard.

ACO Brickslot ST Stainless Steel gratings also available for this channel system please see page 19.

# ACO MultiDrain® M100DS stainless steel Brickslot ST gratings and access units

Suitable for Load Class applications A 15, B 125, C 250, D 400†

A range of stainless steel discreet slot drainage gratings and access units for use with ACO MultiDrain® M100DS channels with stainless steel protective edge rails. The offset grating has a 10mm HeelGuard™ drainage inlet, and is compatible with most types of pavements, setts and flags up to a maximum of 100mm deep.



Product Code	Description		Length [mm]	Width Overall [mm]	Upstand [mm]	Slot Width [mm]	Weight [kg]	Pack Quantity	Lead Time
<b>Gratings for Load Class D 400† applications</b>									
446018	Brickslot ST stainless steel	↗	1000	123	105	10	7.2	72	Call sales
446019	Brickslot ST stainless steel	↗	500	123	105	10	3.7	100	Call sales
23490	Twinslot offset stainless steel	↗	1000	123	105	2 x 8	13.0	72	Call sales
23491	Twinslot offset stainless steel	↗	500	123	105	2 x 8	6.5	108	Call sales
23493	Twinslot central stainless steel	↗	1000	123	105	2 x 8	11.7	68	Call sales
23494	Twinslot central stainless steel	↗	500	123	105	2 x 8	5.8	136	Call sales
<b>Access units for Load Class D 400† applications</b>									
446020	Brickslot ST access unit stainless steel	↗	500	123	105	10	7.2	60	Call sales
23492	Twinslot offset access unit stainless steel	↗	500	123	105	2 x 8	11.3	72	Call sales
23495	Twinslot central access unit stainless steel	↗	500	123	105	2 x 8	14.2	54	Call sales



446018 / 446019



23493 / 23494



446020



23495


† Not suitable for carriageways of public roads or motorways.

↗ HeelGuard™ grating.

**Note: The ACO MultiDrain® stainless steel Brickslot ST gratings and access units listed above are sold separately from the ACO MultiDrain® M100DS channel units. For information on channels to suit these gratings and access units see page 17.**

## Removal Instructions

To remove the ACO Brickslot ST access unit, insert the lifting tools as shown in figure 1. Then lift the tray vertically from the frame (figure 2). Details of the lifting tool (product code 1367) can be found on page 38.



## ACO MultiDrain® Accessories

Product Code	Description	Weight [kg]	Pack Quantity	Lead Time
<b>Accessories</b>				
0056	820 drain union PVC-U Ø110mm	0.1	5	4 days
0058	822 drain union PVC-U Ø160mm	0.5	5	4 days
2640	920 foul air-trap PVC-U Ø110mm	0.5	5	4 days
2638	922 foul air-trap PVC-U Ø160mm	1.9	5	4 days
7931	940 roddable foul air-trap MDPE Ø110mm	0.4	5	4 days
7932	950 roddable foul air-trap MDPE Ø160mm	0.8	5	4 days
01498	Replacement sump bucket, black polypropylene (M100D/M100DS)	0.3	1	Call sales
32599	Polymer concrete repair kit †	1.0	1	10 days



† Repair kit includes 0.5kg tin of natural colour polyester concrete repair resin, grey and black pigment, hardener paste, mixing instructions and material safety data sheets.



# ACO MultiDrain Channel Footpath Drainage and Downpipe connectors

Suitable for Load Class applications A 15, B 125, C 250, D 400†

A range of accessories including downpipe connectors and kerb outlets for use with ACO MultiDrain® M100D and M100DS shallow channels.



Product Code	Description	Length [mm]	Width Overall [mm]	Depth Overall [mm]	Invert [mm]	Weight [kg]	Pack Quantity	Lead Time
<b>Downpipe connectors</b>								
23450	CFD075 Downpipe connector grey	150	135	75	55	2.4	75	10 days
23451	CFD0100 Downpipe connector grey	150	135	100	80	3.0	56	10 days
<b>Kerb outlets</b>								
23452	CFD Kerb outlet half batter grey	125	135	225	-	6.8	78	10 days
23453	CFD Kerb outlet bullnose grey	125	135	225	-	7.1	78	10 days

**ACO Downpipe connectors for use with ACO MultiDrain® M100D/PPD and M150D/PPD channels, connect downpipes with the channel system**

### Black polymer concrete downpipe connectors

27132	Downpipe connector, M100D/PPD Ø68mm*	142	133	60	-	1.07	1	10 days
27138	Downpipe connector, M100D/PPD □65mm*	142	133	60	-	1.04	1	10 days
27150	Downpipe connector, M150D/PPD Ø110mm	192	183	60	-	1.65	1	10 days
27152	Downpipe connector, M150D/PPD □100mm	192	183	60	-	1.66	1	10 days
27155	Downpipe connector, M200D/PPD Ø110mm	242	233	60	-	2.58	1	10 days

### Grey polymer concrete downpipe connectors

27133	Downpipe connector, M100D/PPD Ø68mm*	142	133	60	-	1.07	1	10 days
27139	Downpipe connector, M100D/PPD □65mm*	142	133	60	-	1.04	1	10 days
27151	Downpipe connector, M150D/PPD Ø110mm	192	183	60	-	1.65	1	10 days
27153	Downpipe connector, M150D/PPD □100mm	192	183	60	-	1.66	1	10 days
27154	Downpipe connector, M200D/PPD Ø110mm	242	233	60	-	2.58	1	10 days



23450

23451

23452

23453

27132

27138

27151


27153

\* Also compatible with HexDrain Pro and CivicDrain.

# ACO MultiDrain® M150D

Suitable for Load Class applications A 15, B 125, C 250, D 400†

ACO MultiDrain® M150D general purpose channel drainage system. All channels are manufactured from a polymeric based material and have 150mm internal width with UltraSTEEL™ galvanised steel protective edge rail. Channels are for use with ACO Drainlock™ bar-less locking gratings and covers.




Product Code	Description	Length [mm]	Width Overall [mm]	Depth Overall [mm]	Invert [mm]	Invert Type	Weight [kg]	Pack Quantity	Lead Time
<b>ACO M150D polymer concrete constant depth channels</b>									
23150	M150D No. 0.0*	1000	185	210	185	1/3	23.4	24	Call sales
23153	M150D No. 0.1J*	500	185	210	185	1/3	12.5	12	Call sales
23151	M150D No. 10.0*	1000	185	260	235	1/3	26.6	24	Call sales
23154	M150D No. 10.1J*	500	185	260	235	1/3	14.4	12	Call sales
23152	M150D No. 20.0*	1000	185	310	285	1/3	30.0	18	Call sales
23155	M150D No. 20.1J*	500	185	310	285	1/3	16.2	12	Call sales
<b>ACO M150D polymer concrete constant depth shallow channels</b>									
23156	M150D No. 0100	1000	185	100	75	1	15.8	24	4 days
23157	M150D No. 0100V	1000	185	100	75	1	12.7	24	4 days
<b>ACO M150D step connector for stepped drainage systems</b>									
13001	M150D 123 50mm step connector	-	-	-	-	-	0.5	10	4 days
<b>ACO M150D multifunctional end cap (closing/inlet/outlet)</b>									
23159	M150D 306 multifunctional end cap	-	-	-	-	-	0.3	10	4 days
<b>ACO M150D sump unit with UltraSTEEL™ galvanised steel protective edge rail</b>									
23158	M150D universal sump with plastic silt bucket	500	185	735	715	-	43.4	6	4 days
13999	Replacement plastic sump bucket	-	130	284	-	-	0.53	1	Call sales

## Accessories


Please see page 20.



23150



23153



23156



23157

† Not suitable for carriageways of public roads or motorways.

J Indicates side knockout for 90° channel connection. Knockout on both sides of the channel.

V Indicates channel with cast in TPE triple lipped seals for Ø110mm watertight pipe connection.

\* Indicates channels supplied with a preformed Ø110mm knockout for vertical outlet.

**Note: Gratings supplied separately please refer to page 24. ACO Brickslot ST galvanised steel gratings also available for this channel system please see page 25. For gully details please refer to page 62.**

# ACO MultiDrain® M150PPD

Suitable for Load Class applications A 15, B 125, C 250, D 400†

ACO MultiDrain® M150PPD general purpose channel drainage system. All channels are manufactured using polypropylene and have 150mm internal width with galvanised steel protective edge rail. Channels are for use with ACO Drainlock™ bar-less locking gratings and covers.

Image shows channel with grating. Grating supplied separately please see note.



Product Code	Description	Length [mm]	Width Overall [mm]	Depth Overall [mm]	Invert [mm]	Invert Type	Weight [kg]	Pack Quantity	Lead Time
<b>ACO M150PPD polypropylene constant depth channel</b>									
11111	M150PPD No. 0.0j*	1000	188	210	170	1	4.02	28	4 days
<b>ACO M150PPD universal closing end cap</b>									
11093	M150PPD universal closing end cap	11	188	210	-	-	0.14	10	4 days
<b>ACO M150PPD sump unit</b>									
11386	Black plastic sump unit assembly c/w bucket ††	-	Ø160	510	-	-	3.7	18	4 days
<b>Accessories</b>									
11288	Ø160mm vertical outlet connector	-	Ø160	80	-	-	0.3	5	4 days
11191	Ø110mm roddable foul air-trap	240	Ø110	400	-	-	1.2	5	4 days
11192	Ø160mm roddable foul air-trap	340	Ø160	415	-	-	1.4	5	4 days



11111



11093



11386



11288



11191



11192

† Not suitable for carriageways of public roads or motorways.

†† Sump assembly consists of a Ø160mm vertical outlet connector, silt bucket and sump body.

j Indicates side knockout for 90° channel connection. Knockout on both sides of the channel.

\* Indicates channels supplied with vertical outlet knockout for use with Ø160mm outlet connectors.

**Note: Gratings supplied separately please refer to page 24. ACO Brickslot ST galvanised steel gratings also available for this channel system please see page 25. For gully details please refer to page 62.**


# Gratings for use with ACO MultiDrain® M150D/M150PPD channels

Suitable for Load Class applications A 15, B 125, C 250, D 400†

ACO Drainlock™ gratings for use with the ACO MultiDrain® M150D channels with UltraSTEEL™ galvanised steel protective edge rail and ACO MultiDrain® M150PPD channels with galvanised steel protective edge rail.




Product Code	Description		Length [mm]	Width Overall [mm]	Slot Width [mm]	Weight [kg]	Pack Quantity	Lead Time
<b>Grating for Load Class B 125 applications</b>								
133601	HeelGuard™ mesh galvanised steel grate	Ⓜ ↙	1000	173	10	5.44	100	4 days
133602	HeelGuard™ mesh galvanised steel grate	Ⓜ ↙	500	173	10	2.7	50	4 days
133625	Intercept-Profile galvanised steel grate	Ⓜ ↙	1000	173	9	5.1	100	4 days
133626	Intercept-Profile galvanised steel grate	Ⓜ ↙	500	173	9	2.51	50	4 days
<b>Gratings for Load Class C 250 applications</b>								
133605	HeelGuard™ mesh galvanised steel grate	Ⓜ ↙	1000	173	10	5.76	100	4 days
133606	HeelGuard™ mesh galvanised steel grate	Ⓜ ↙	500	173	10	2.84	50	4 days
<b>Gratings for Load Class D 400† applications</b>								
23161	HeelGuard™ ductile iron grate	Ⓜ ↙	500	173	8	6.8	96	4 days
23515	HeelGuard™ Intercept ductile iron grate	↙	500	173	10	6.4	96	4 days
23516	HeelGuard™ 6mm Rail Intercept, ductile iron grate	Ⓜ ↙	500	173	6	6.6	96	Call sales
23160	Solid iron ductile iron grate	↙	500	173	n/a	7.7	96	4 days
23164	Slotted ductile iron grate		500	173	12	6.4	96	4 days
133609	HeelGuard™ mesh galvanised steel grate	Ⓜ ↙	1000	173	10	8.02	100	4 days
133610	HeelGuard™ mesh galvanised steel grate	Ⓜ ↙	500	173	10	4.01	50	4 days
<b>ACO ATec high performance finish</b>								
<b>Gratings for Load class D 400† applications with ACO ATec corrosion resistant coating</b>								
23169	ATec coated HeelGuard™ ductile iron grate	Ⓜ ↙	500	173	8	6.8	96	Call sales



133601 / 133602



133625 / 133626



133605 / 133606



23161



23516



23160



23164



133609 / 133610

† Not suitable for carriageways of public roads or motorways.

Ⓜ Indicates security locking feature is available.

↙ HeelGuard™ grating.


See page 38 for grating accessories.

ACO ATec coating is a high performance finish that provides a superior resistance to corrosion. The electrochemically applied finish is strong and durable, making maintenance easier than on water-based surface coatings. The ATec finish also enhances long term durability in demanding environments and is particularly well suited for low trafficked areas. Please download our ATec datasheet for more information.


# ACO MultiDrain® M150D/M150PPD galvanised steel gratings and access unit

Suitable for Load Class applications A 15, B 125, C 250, D 400†

A range of galvanised steel discreet slot drainage gratings and access units for use with ACO MultiDrain® M150D channels with UltraSTEEL™ galvanised steel protective edge rail and the ACO MultiDrain® M150PPD channels with galvanised steel protective edge rail. The offset grating has a 10mm HeelGuard™ drainage inlet, and is compatible with most types of pavements, setts and flags up to a maximum of 100mm deep.



Product Code	Description		Length [mm]	Width Overall [mm]	Upstand [mm]	Slot Width [mm]	Weight [kg]	Pack Quantity	Lead Time
<b>Gratings for Load Class D 400† applications</b>									
446027	Brickslot ST galvanised steel grate	↗	1000	173	105	10	8.7	40	10 days
446028	Brickslot ST galvanised steel grate	↗	500	173	105	10	4.5	80	10 days
<b>Access units for Load Class D 400† applications</b>									
446029	Brickslot ST access unit galvanised steel grate	↗	500	173	105	10	9.1	48	10 days



446027 / 446028

446029

† Not suitable for carriageways of public roads or motorways.


↗ HeelGuard™ grating.

**Note:** The ACO MultiDrain® M150D and the ACO MultiDrain® M150PPD Brickslot ST gratings and access units listed above are sold separately from the ACO MultiDrain® M150D and M150PPD channel units. For information on the channels to suit these gratings and access units, for ACO MultiDrain® M150D channels see page 22 and for ACO MultiDrain® M150PPD channels see page 23.

# ACO MultiDrain® M150DS

Suitable for Load Class applications A 15, B 125, C 250, D 400†


ACO MultiDrain® M150DS general purpose channel drainage system. All channels are manufactured from a polymeric based material and have 150mm internal width with stainless steel protective edge rail. Channels are for use with ACO Drainlock™ bar-less locking gratings and covers.



Product Code	Description	Length [mm]	Width Overall [mm]	Depth Overall [mm]	Invert [mm]	Invert Type	Weight [kg]	Pack Quantity	Lead Time
<b>ACO M150DS polymer concrete constant depth channels</b>									
24150	M150DS No. 0.0*	1000	185	210	185	1/3	25.1	24	Call sales
24153	M150DS No. 0.1J*	500	185	210	185	1/3	13.6	12	Call sales
24151	M150DS No.10.0*	1000	185	260	235	1/3	27.6	24	Call sales
24154	M150DS No. 10.1J*	500	185	260	235	1/3	15.5	12	Call sales
24152	M150DS No.20.0*	1000	185	310	285	1/3	31.7	18	Call sales
24155	M150DS No. 20.1J*	500	185	310	285	1/3	17.2	12	Call sales
<b>ACO M150DS polymer concrete constant depth shallow channels</b>									
24156	M150DS No. 0100	1000	185	100	75	1	16.9	24	Call sales
24157	M150DS No. 0100V	1000	185	100	75	1	15.9	24	Call sales
<b>ACO M150DS step connector for stepped drainage systems</b>									
13001	M150DS 123 50mm step connector	-	-	-	-	-	0.5	10	10 days
<b>ACO M150DS multifunctional end cap (closing/inlet/outlet)</b>									
23159	M150DS 306 multifunctional end cap	-	-	-	-	-	0.3	10	10 days
<b>ACO M150DS sump unit with stainless steel protective edge rail</b>									
24158	M150DS universal sump with plastic silt bucket	500	185	735	715	-	44.5	6	Call sales

## Accessories

Please see page 20.



24150



24155



24156



24157

† Not suitable for carriageways of public roads or motorways.

J Indicates side knockout for 90° channel connection. Knockout on both sides of the channel.

V Indicates channel with cast in TPE triple lipped seals for Ø110mm watertight pipe connection.

\* Indicates channels supplied with a preformed Ø160mm knockout for vertical outlet.

**Note: Gratings supplied separately please refer to page 27. ACO Brickslot ST stainless steel gratings also available for this channel system please see page 28. For gully details please refer to page 62. The protective edge rails used on these channels are manufactured from Grade 304 stainless steel.**

# Gratings for use with ACO MultiDrain® M150DS channels

Suitable for Load Class applications A 15, B 125, C 250, D 400†


ACO Drainlock™ gratings for use with the ACO MultiDrain® M150DS channels with stainless steel protective edge rail.



Product Code	Description		Length [mm]	Width Overall [mm]	Slot Width [mm]	Weight [kg]	Pack Quantity	Lead Time
<b>Grating for Load Class B 125 applications</b>								
133603	HeelGuard™ mesh stainless steel grate	⚙️ ↗️	1000	173	10	5.34	100	Call sales
133604	HeelGuard™ mesh stainless steel grate	⚙️ ↗️	500	173	10	2.73	50	Call sales
133627	Intercept-Profile stainless steel grate	⚙️ ↗️	1000	173	9	5.1	100	Call sales
133628	Intercept-Profile stainless steel grate	⚙️ ↗️	500	173	9	2.55	50	Call sales
133633	Intercept-Bar stainless steel grate	⚙️ ↗️	1000	173	6	6.35	100	Call sales
133634	Intercept-Bar stainless steel grate	⚙️ ↗️	500	173	6	3.13	50	Call sales
<b>Gratings for Load Class C 250 applications</b>								
133607	HeelGuard™ mesh stainless steel grate	⚙️ ↗️	1000	173	10	5.66	100	Call sales
133608	HeelGuard™ mesh stainless steel grate	⚙️ ↗️	500	173	10	2.85	50	Call sales
<b>Gratings for Load Class D 400† applications</b>								
133611	HeelGuard™ mesh stainless steel grate	⚙️ ↗️	1000	173	10	8.04	100	Call sales
133612	HeelGuard™ mesh stainless steel grate	⚙️ ↗️	500	173	10	4.06	50	Call sales



133603 / 133604



133627 / 133628



133633 / 133634

† Not suitable for carriageways of public roads or motorways.

⚙️ Indicates security locking feature is available.

↗️ HeelGuard™ grating.

See page 38 for grating accessories.

**Note:** ACO MultiDrain® MD stainless steel gratings are manufactured from Grade 304 stainless steel and are fitted with ACO Drainlock™ as standard. ACO Brickslot ST Stainless Steel gratings also available for this channel system please see page 29.

# ACO MultiDrain® M150DS stainless steel Brickslot ST gratings and access unit

Suitable for Load Class applications A 15, B 125, C 250, D 400†

A range of stainless steel discreet slot drainage gratings and access units for use with ACO MultiDrain® M150DS channels with stainless steel protective edge rails. The offset grating has a 10mm HeelGuard™ drainage inlet, and is compatible with most types of pavements, setts and flags up to a maximum of 100mm deep.



Product Code	Description		Length	Width Overall	Upstand	Slot Width	Weight	Pack Quantity	Lead Time
			[mm]	[mm]	[mm]	[mm]	[kg]		
<b>Gratings for Load Class D 400† applications</b>									
446030	Brickslot ST stainless steel	↗	1000	173	105	10	8.7	40	Call sales
446031	Brickslot ST stainless steel	↗	500	173	105	10	4.5	80	Call sales
<b>Access units for Load Class D 400† applications</b>									
446032	Brickslot ST access unit stainless steel	↗	500	173	105	10	9.1	48	Call sales



446030 / 446031



446032


† Not suitable for carriageways of public roads or motorways.

↗ HeelGuard™ grating.

**Note:** The ACO MultiDrain® stainless steel Brickslot ST gratings and access units listed above are sold separately from the ACO MultiDrain® M150DS channel units. For information on channels to suit these gratings and access units see page 26.

## Removal Instructions

To remove the ACO Brickslot ST access unit, insert the lifting tools as shown in figure 1. Then lift the tray vertically from the frame (figure 2). Details of the lifting tool (product code 1367) can be found on page 38.




# ACO MultiDrain® M200D

Suitable for Load Class applications A 15, B 125, C 250, D 400†

ACO MultiDrain® M200D general purpose channel drainage system. All channels are manufactured from a polymeric based material and have 200mm internal width with UltraSTEEL™ galvanised steel protective edge rails. Channels are for use with ACO Drainlock™ bar-less locking gratings and covers.


Image shows channel with grating. Grating supplied separately please see note.



Product Code	Description	Length [mm]	Width Overall [mm]	Depth Overall [mm]	Invert [mm]	Invert Type	Weight [kg]	Pack Quantity	Lead Time
<b>ACO M200D polymer concrete constant depth channels</b>									
23210	M200D No. 0.0*	1000	235	265	240	1/3	33.3	12	4 days
23213	M200D No. 0.1J*	500	235	265	240	1/3	18.6	8	4 days
23211	M200D No. 10.0*	1000	235	315	290	1/3	38.9	12	4 days
23214	M200D No. 10.1J*	500	235	315	290	1/3	20.7	8	4 days
23212	M200D No. 20.0*	1000	235	365	340	1/3	42.1	8	4 days
23215	M200D No. 20.1J*	500	235	365	340	1/3	22.8	8	4 days
<b>ACO M200D polymer concrete constant depth shallow channels</b>									
23216	M200D No. 0100	1000	235	100	75	1	18.5	16	4 days
23217	M200D No. 0100V	1000	235	100	75	1	16.4	16	4 days
<b>ACO M200D step connector for stepped drainage systems</b>									
13401	M200D 123 50mm step connector	-	-	-	-	-	0.6	10	4 days
<b>ACO M200D multifunctional end cap (closing/inlet/outlet)</b>									
23219	M200D 306 multifunctional end cap	-	235	365/100	-	-	0.4	10	10 days
<b>ACO M200D sump unit with UltraSTEEL™ galvanised steel protective edge rail</b>									
23218	M200D universal sump with plastic silt bucket	500	235	790	765	-	47.0	6	4 days

## Accessories

Please see page 20.



23210



23213



23216



23217



23218



13401



23219

† Not suitable for carriageways of public roads or motorways.

J Indicates side knockout for 90° channel connection. Knockout on both sides of the channel.

V Indicates channel with cast in TPE triple lipped seals for Ø110mm watertight pipe connection.

\* Indicates channels supplied with a preformed Ø160mm knockout for vertical outlet.


**Note: Gratings supplied separately please refer to page 31. ACO Brickslot ST galvanised steel gratings also available for this channel system please see page 32. For gully details please refer to page 62.**

# ACO MultiDrain® M200PPD

Suitable for Load Class applications A 15, B 125, C 250, D 400†

ACO MultiDrain® M200PPD general purpose channel drainage system. All channels are manufactured using polypropylene and have 200mm internal width with galvanised steel protective edge rail. Channels are for use with ACO Drainlock™ bar-less locking gratings and covers.

Image shows channel with grating. Grating supplied separately please see note.



Product Code	Description	Length [mm]	Width Overall [mm]	Depth Overall [mm]	Invert [mm]	Invert Type	Weight [kg]	Pack Quantity	Lead Time
<b>ACO M200PPD polypropylene constant depth channel</b>									
11118	M200PPD No. 0.0J*	1000	238	265	220	1	4.9	15	4 days
<b>ACO M200PPD universal closing end cap</b>									
11098	M200PPD universal closing end cap	11	238	265	-	-	0.21	10	4 days
<b>ACO M200PPD sump unit</b>									
11387	Black plastic sump unit assembly c/w bucket ††	-	Ø200	510	-	-	4.9	12	4 days
<b>Accessories</b>									
11289	Ø200mm vertical outlet connector	-	Ø200	100	-	-	0.4	5	4 days
11192	Ø160mm roddable foul air-trap	340	Ø160	415	-	-	1.4	5	4 days



11118



11098



11387



11289



11192

† Not suitable for carriageways of public roads or motorways.

†† Sump assembly consists of a Ø200mm vertical outlet connector, silt bucket and sump body.

J Indicates side knockout for 90° channel connection. Knockout on both sides of the channel.

\* Indicates channels supplied with vertical outlet knockout for use with Ø160mm outlet connectors.

**Note: Gratings supplied separately please refer to page 31. ACO Brickslot galvanised steel gratings also available for this channel system please see page 32. For gully details please refer to page 62.**

# Gratings for use with ACO MultiDrain® M200D/M200PPD channels

Suitable for Load Class applications A 15, B 125, C 250, D 400†

ACO Drainlock™ gratings for use with the ACO MultiDrain® M200D channels with UltraSTEEL™ galvanised steel protective edge rail and ACO MultiDrain® M200PPD channels with galvanised steel protective edge rail.




Product Code	Description	Length [mm]	Width Overall [mm]	Slot Width [mm]	Weight [kg]	Pack Quantity	Lead Time
<b>Grating for Load Class B 125 applications</b>							
133613	HeelGuard™ mesh galvanised steel grate	⚙️ ↗️ 1000	223	10	7.36	48	4 days
133614	HeelGuard™ mesh galvanised steel grate	⚙️ ↗️ 500	223	10	3.62	24	4 days
133629	Intercept-Profile galvanised steel grate	⚙️ ↗️ 1000	223	8	7.4	48	4 days
133630	Intercept-Profile galvanised steel grate	⚙️ ↗️ 500	223	8	3.63	24	4 days
<b>Gratings for Load Class C 250 applications</b>							
133617	HeelGuard™ mesh galvanised steel grate	⚙️ ↗️ 1000	223	10	10.68	48	4 days
133618	HeelGuard™ mesh galvanised steel grate	⚙️ ↗️ 500	223	10	5.21	24	4 days
<b>Gratings for Load Class D 400† applications</b>							
23221	HeelGuard™ ductile iron grate	⚙️ ↗️ 500	223	8	10.3	90	4 days
23520	HeelGuard™ Intercept ductile iron grate	↗️ 500	223	10	8.72	90	4 days
23521	HeelGuard™ 6mm Rail Intercept, ductile iron grate	⚙️ ↗️ 500	223	6	11	90	Call sales
23220	Ductile iron solid cover grate	↗️ 500	223	n/a	11	90	4 days
23224	Slotted ductile iron grate	500	223	12	9.8	90	4 days
133621	HeelGuard™ mesh galvanised steel grate	⚙️ ↗️ 1000	223	10	12.94	48	4 days
133622	HeelGuard™ mesh galvanised steel grate	⚙️ ↗️ 500	223	10	6.41	24	4 days

## ACO ATec high performance finish

ACO ATec coating is a high performance finish that provides a superior resistance to corrosion. The electrochemically applied finish is strong and durable, making maintenance easier than on water-based surface coatings. The ATec finish also enhances long term durability in demanding environments and is particularly well suited for low trafficked areas. Please download our ATec datasheet for more information.

## Gratings for Load Class D 400† applications with ACO ATec corrosion resistant coating

23229	ATec coated HeelGuard™ ductile iron grate	500	223	8	10.3	90	Call sales
-------	---	-----	-----	---	------	----	------------



133613 / 133614

133629 / 133630

133617 / 133618

23221

23520

23521

23220

23224

133621

† Not suitable for carriageways of public roads or motorways.

⚙️ Indicates security locking feature is available.


↗️ HeelGuard™ grating.

See page 38 for grating accessories.


# ACO MultiDrain® M200D / M200PPD galvanised steel Brickslot ST gratings and access units

Suitable for Load Class applications A 15, B 125, C 250, D 400†


A range of galvanised steel discreet slot drainage gratings and access units for use with ACO MultiDrain® M200D channels with UltraSTEEL™ galvanised steel protective edge rail and the ACO MultiDrain® M200PPD channels with galvanised steel protective edge rail. The offset grating has a 10mm HeelGuard™ drainage inlet, and is compatible with most types of pavements, setts and flags up to a maximum of 100mm deep.



Product Code	Description		Length	Width Overall	Upstand	Slot Width	Weight	Pack Quantity	Lead Time
			[mm]	[mm]	[mm]	[mm]	[kg]		
<b>Gratings for Load Class D 400† applications</b>									
446039*	Brickslot ST galvanised steel grate	↗	1000	223	105	10	8.1	36	10 days
446040*	Brickslot ST galvanised steel grate	↗	500	223	105	10	4.2	72	10 days
<b>Access units for Load Class D 400† applications</b>									
446041*	Brickslot ST access unit galvanised steel	↗	500	223	105	10	10.3	36	10 days



446039 / 446040




446041

† Not suitable for carriageways of public roads or motorways.  
↗ HeelGuard™ grating.

**Note:** The ACO MultiDrain® M200D and the ACO MultiDrain® M200PPD Brickslot ST gratings and access units listed above are sold separately from the ACO MultiDrain® M200D and M200PPD channel units. For information on the channels to suit these gratings and access units, for ACO MultiDrain™ M200D channels see page 29 and for ACO MultiDrain® M200PPD channels see page 30.

#### Removal Instructions

To remove the ACO Brickslot ST access unit, insert the lifting tools as shown in figure 1. Then lift the tray vertically from the frame (figure 2). Details of the lifting tool (product code 1367) can be found on page 38.




# ACO MultiDrain® M200DS

Suitable for Load Class applications A 15, B 125, C 250, D 400†

ACO MultiDrain® M200DS general purpose channel drainage system. All channels are manufactured from a polymeric based material and have 200mm internal width with stainless steel protective edge rail. Channels are for use with ACO Drainlock™ bar-less locking gratings and covers.


Image shows channel with grating. Grating supplied separately please see note.



Product Code	Description	Length [mm]	Width Overall [mm]	Depth Overall [mm]	Invert [mm]	Invert Type	Weight [kg]	Pack Quantity	Lead Time
<b>ACO M200DS polymer concrete constant depth channels</b>									
24210	M200DS No. 0.0*	1000	235	265	240	1/3	36.1	12	Call sales
24213	M200DS No. 0.1J*	500	235	265	240	1/3	19.7	8	Call sales
24211	M200DS No. 10.0*	1000	235	315	290	1/3	40.6	12	Call sales
24214	M200DS No. 10.1J*	500	235	315	290	1/3	21.8	8	Call sales
24212	M200DS No. 20.0*	1000	235	365	340	1/3	43.8	8	Call sales
24215	M200DS No. 20.1J*	500	235	365	340	1/3	23.8	8	Call sales
<b>ACO M200DS polymer concrete constant depth shallow channels</b>									
24216	M200DS No. 0100	1000	235	100	75	1	20.4	16	Call sales
24217	M200DS No. 0100V	1000	235	100	75	1	18.7	16	Call sales
<b>ACO M200DS step connector for stepped drainage systems</b>									
13401	M200DS 123 50mm step connector	-	-	-	-	-	0.6	10	10 days
<b>ACO M200DS multifunctional end cap (closing/inlet/outlet)</b>									
23219	M200DS 306 multifunctional end cap	-	-	-	-	-	0.4	10	10 days
<b>ACO M200DS sump unit with stainless steel protective edge rail</b>									
24218	M200DS universal sump with plastic silt bucket	500	235	790	765	-	48.0	6	Call sales

## Accessories

Please see page 20.



24210



23213



23216



23217



23218



13401



23219

† Not suitable for carriageways of public roads or motorways.

J Indicates side knockout for 90° channel connection. Knockout on both sides of the channel.

V Indicates channel with cast in TPE triple lipped seals for Ø110mm watertight pipe connection.

\* Indicates channels supplied with a preformed Ø110mm knockout for vertical outlet.

**Note:** Gratings supplied separately please refer to page 34. ACO Brickslot stainless steel gratings also available for this channel system please see page 35. For gully details please refer to page 62. The protective edge rails used on these channels are manufactured from Grade 304 stainless steel.

# Gratings for use with ACO MultiDrain® M200DS channels

Suitable for Load Class applications B 125, C 250, D 400†


ACO Drainlock™ gratings for use with the ACO MultiDrain® M200DS channels with stainless steel protective edge rail.



Product Code	Description		Length [mm]	Width Overall [mm]	Slot Width [mm]	Weight [kg]	Pack Quantity	Lead Time
<b>Grating for Load Class B 125 applications</b>								
133615	HeelGuard™ mesh stainless steel grate	Ⓢ ↗	1000	223	10	7.22	48	Call sales
133616	HeelGuard™ mesh stainless steel grate	Ⓢ ↗	500	223	10	3.65	24	Call sales
133631	Intercept-Profile stainless steel grate	Ⓢ ↗	1000	223	8	7.42	48	Call sales
133632	Intercept-Profile stainless steel grate	Ⓢ ↗	500	223	8	3.68	24	Call sales
133635	Intercept-Bar stainless steel grate	Ⓢ ↗	1000	223	6	8.07	48	Call sales
133636	Intercept-Bar stainless steel grate	Ⓢ ↗	500	223	6	4.02	24	Call sales
<b>Gratings for Load Class C 250 applications</b>								
133619	HeelGuard™ mesh stainless steel grate	Ⓢ ↗	1000	223	10	10.72	48	Call sales
133620	HeelGuard™ mesh stainless steel grate	Ⓢ ↗	500	223	10	5.27	24	Call sales
<b>Gratings for Load Class D 400 applications</b>								
133623	HeelGuard™ mesh stainless steel grate	Ⓢ ↗	1000	223	10	12.96	48	Call sales
133624	HeelGuard™ mesh stainless steel grate	Ⓢ ↗	500	223	10	6.47	24	Call sales




133615 / 133616



133631 / 133632



133635 / 133636



133619 / 133620



133623 / 133624

† Not suitable for carriageways of public roads or motorways.

Ⓢ Indicates security locking feature is available.


↗ HeelGuard™ grating.

See page 38 for grating accessories.


# ACO MultiDrain® M200DS stainless steel Brickslot ST gratings and access unit

Suitable for Load Class applications A 15, B 125, C 250, D 400†

A range of stainless steel discreet slot drainage gratings and access units for use with ACO MultiDrain® M200DS channels with stainless steel protective edge rails. The offset grating has a 10mm HeelGuard™ drainage inlet, and is compatible with most types of pavements, setts and flags up to a maximum of 100mm deep.



Product Code	Description		Length [mm]	Width Overall [mm]	Upstand [mm]	Slot Width [mm]	Weight [kg]	Pack Quantity	Lead Time
<b>Gratings for Load Class D 400† applications</b>									
446042	Brickslot ST stainless steel grate	↗	1000	223	105	10	8.1	36	10 days
446043	Brickslot ST stainless steel grate	↗	500	223	105	10	4.1	72	10 days
<b>Access units for Load Class D 400† applications</b>									
446044	Brickslot ST access unit stainless steel grate	↗	500	223	105	10	10.3	36	10 days



446042 / 446043

446044


† Not suitable for carriageways of public roads or motorways.

↗ HeelGuard™ grating.

**Note:** The ACO MultiDrain® stainless steel Brickslot ST gratings and access units listed above are sold separately from the ACO MultiDrain® M150DS channel units. For information on channels to suit these gratings and access units see page 29.

## Removal Instructions

To remove the ACO Brickslot ST access unit, insert the lifting tools as shown in figure 1. Then lift the tray vertically from the frame (figure 2). Details of the lifting tool (product code 1367) can be found on page 38.



## Freestyle gratings

Suitable for Load Class applications B 125, C 250, D 400†

Design your own bespoke ductile iron grates with ACO Freestyle. ACO's expertise in manufacturing high quality grates will be utilised to create your own artistic grates. ACO Freestyle gives designers and architects the ability to extend their design concept throughout the external landscape. Grates are compatible with ACO MultiDrain® channels, are load class D 400 and incorporate ACO's Drainlock™ boltless locking system. ACO Freestyle range also offers a large range of ready-to-order grates which have previously been designed.



Product Code	Description	Length [mm]	Width Overall [mm]	Weight [kg]	Pack Quantity	Lead Time
<b>M100D Freestyle grate D 400</b>						
132135	Freestyle M100D Harmony ductile iron grate	500	123	5.1	1	Call sales
132138	Freestyle M100D Voronoi ductile iron grate	500	123	5.1	1	Call sales
132042	Freestyle M100D Flag ductile iron grate	500	123	4.9	1	4 Days
132102	Freestyle M100D Flag ductile iron grate ATec coated	500	123	4.9	50	Call sales
132043	Freestyle M100D Leaf ductile iron grate	500	123	4.7	1	4 Days
132063	Freestyle M100D Leaf ductile iron grate ATec coated	500	123	4.7	50	Call sales
132088	Freestyle M100D Ray ductile iron grate	500	123	5.7	1	Call sales
132089	Freestyle M100D Ray ductile iron grate uncoated	500	123	5.7	50	Call sales
132059	Freestyle M100D Running dog ductile iron grate	500	123	4.3	1	Call sales
132082	Freestyle M100D Square ductile iron grate	500	123	4.7	1	Call sales
132060	Freestyle M100D Nature ductile iron grate	500	123	4.8	1	Call sales
132095	Freestyle M100D Nature ductile iron grate ATec coated	500	123	4.8	1	Call sales
132068	Freestyle M100D Seurat ductile iron grate	500	123	5.8	50	Call sales
132104	Freestyle M100D Seurat ductile iron grate ATec coated	500	123	5.8	50	Call sales
132092	Freestyle M100D Pearl ductile iron grate	500	123	4.9	50	Call sales
132162	Freestyle M100D Wave 180 ductile iron grate	500	123	5.5	50	Call sales
132084	Freestyle M100D Running dog ductile iron grate uncoated	500	123	4.3	50	Call sales
132136	Freestyle M100D Buffalo ductile iron grate	500	123	5.5	50	Call sales
<b>M150D Freestyle grates D 400</b>						
132139	Freestyle M150D Voronoi ductile iron grate	500	173	6.1	1	Call sales
132045	Freestyle M150D Flag ductile iron grate	500	173	9.0	1	Call sales
132100	Freestyle M150D Flag ductile iron grate ATec coated	500	173	9.0	1	Call sales
132066	Freestyle M150D Leaf ductile iron grate	500	173	8.9	1	Call sales
132098	Freestyle M150D Leaf ductile iron grate ATec coated	500	173	8.9	1	Call sales
132109	Freestyle M150D Ray ductile iron grate	500	173	5.4	1	Call sales
132077	Freestyle M150D Square ductile iron grate	500	173	8.9	1	Call sales
132106	Freestyle M150D Nature ductile iron grate	500	173	8.9	1	Call sales
132093	Freestyle M150D Nature ductile iron grate ATec coated	500	173	8.9	1	Call sales
132164	Freestyle M150D Wave 180 ductile iron grate	500	173	9.9	50	Call sales
132048	Freestyle M150D Running dog ductile iron grate	500	173	6.8	50	Call sales
132049	Freestyle M150D Running dog edge 1 ductile iron grate	500	173	7.0	50	Call sales
132050	Freestyle M150D Running dog edge 2 ductile iron grate	500	173	7.0	50	Call sales
132051	Freestyle M150D Running dog edge 3 ductile iron grate	500	173	7.0	50	Call sales
132052	Freestyle M150D Running dog edge 4 ductile iron grate	500	173	7.0	50	Call sales
132172	Freestyle M150D Acanthus leaf ductile iron grate	500	173	9.7	50	Call sales
132067	Freestyle M150D Retro ductile iron grate	500	173	7.9	50	Call sales

Product Code	Description	Length [mm]	Width Overall [mm]	Weight [kg]	Pack Quantity	Lead Time
<b>M200D Freestyle grates D 400</b>						
132041	Freestyle M200D Flag ductile iron grate	500	223	12.3	1	Call sales
132129	Freestyle M200D Leaf ductile iron grate	500	223	12.1	1	Call sales
132090	Freestyle M200D Ray ductile iron grate	500	223	12.2	1	Call sales
132091	Freestyle M200D Ray ductile iron grate uncoated	500	223	12.3	1	Call sales
132064	Freestyle M200D Square ductile iron grate	500	223	13.1	1	Call sales
132166	Freestyle M200D Wave 180 ductile iron grate	500	223	14.5	50	Call sales
132134	Freestyle M200D Monoblock ductile iron grate	500	223	13.5	50	Call sales
132053	Freestyle M200D Sturgeon ductile iron grate	500	223	12.3	50	Call sales
132085	Freestyle M200D Lunette ductile iron grate	500	223	12.3	50	Call sales
132122	Freestyle M200D Tree A ductile iron grate	500	223	12.1	50	Call sales
132123	Freestyle M200D Tree B ductile iron grate	500	223	11.6	50	Call sales



Wave 180



Acanthus



Running Dog



Square




Lunette



Image featuring Sturgeon grate

# ACO MultiDrain® Ductile and Galvanised Steel Grating Accessories

Product Code	Description	Length [mm]	Width Overall [mm]	Weight [kg]	Pack Quantity	Lead Time
<b>Drainlock™ security locking for select M100D grates</b>						
23415	Drainlock™ security locking assembly For use with: 132720, 23405, 23409, 23417, 23511	96	20	0.1	1	4 days
445828	Drainlock™ security locking assembly Mesh B125 & C250* For use with: 132880, 132881	96	27	0.07	1	Call sales
445745	Drainlock™ security locking assembly Mesh D400* For use with: 132885, 132886	96	27	0.06	1	Call sales
445830	Drainlock™ security locking assembly Profile* For use with: 132555, 132550	96	27	0.06	1	Call sales
23416	Drainlock™ security key For use with: 132720, 23405, 23409, 23417	75	30	0.01	1	4 days
1367	Drainlock™ grating lifting tool For use with: All gratings	400	150	0.2	1	4 days
<b>Drainlock™ security locking for select M150D grates</b>						
23165	Drainlock™ security locking assembly For use with: 23161, 23169, 23516	146	20	0.1	1	4 days
445831	Drainlock™ security locking assembly Mesh* For use with: 133601, 133602, 133605, 133606, 133609, 133610	146	27	0.1	1	Call sales
445833	Drainlock™ security locking assembly Profile* For use with: 133625, 133626	146	27	0.1	1	Call sales
23416	Drainlock™ security key For use with: 23161, 23169	75	30	0.01	1	4 days
1367	Drainlock™ grating lifting tool For use with: All gratings	400	150	0.2	1	4 days
<b>Drainlock™ security locking for select M200D grates</b>						
23225	Drainlock™ security locking assembly For use with: 23221, 23229, 23521	195	20	0.1	1	4 days
445834	Drainlock™ security locking assembly Mesh* For use with: 133613, 133614, 133617, 133618, 133621, 133622	195	27	0.13	1	Call sales
445836	Drainlock™ security locking assembly Profile* For use with: 133629, 133630	195	27	0.11	1	Call sales
23416	Drainlock™ security key For use with: 23221, 23229	75	30	0.01	1	4 days
1367	Drainlock™ grating lifting tool For use with: All gratings	400	150	0.2	1	4 days



23415



445745



23165



445831



23225



445834



23416



1367

\* Security key 23416 not compatible, allen key required.

**Note: 1m grates require 2pcs of Security locking assemblies and 0.5m grates require 1pc.**

# ACO MultiDrain® Stainless Steel Grating Accessories

Product Code	Description	Length [mm]	Width Overall [mm]	Weight [kg]	Pack Quantity	Lead Time
<b>Drainlock™ security locking for select M100DS grates</b>						
445828	Drainlock™ security locking assembly Mesh B125 & C250 For use with: 132882, 132883	96	27	0.7	1	Call sales
445745	Drainlock™ security locking assembly Mesh D400 For use with: 132887, 132888	96	27	0.06	1	Call sales
445830	Drainlock™ security locking assembly Profile For use with: 132551, 132556	96	27	0.06	1	Call sales
445829	Drainlock™ security locking assembly Bar For use with: 132552, 132557	96	27	0.07	1	Call sales
1367	Drainlock™ grating lifting tool For use with: All gratings	400	150	0.2	1	4 days
<b>Drainlock™ security locking for select M150DS grates</b>						
445831	Drainlock™ security locking assembly Mesh For use with: 133603, 133604, 133607, 133608, 133611, 133612	146	27	0.1	1	Call sales
445833	Drainlock™ security locking assembly Profile For use with: 133627, 133628	146	27	0.1	1	Call sales
445832	Drainlock™ security locking assembly Bar For use with: 133633, 133634	146	27	0.1	1	Call sales
1367	Drainlock™ grating lifting tool For use with: All gratings	400	150	0.2	1	4 days
<b>Drainlock™ security locking for select M200DS grates</b>						
445834	Drainlock™ security locking assembly Mesh For use with: 133615, 133616, 133619, 133620, 133623, 133624	195	27	0.13	1	Call sales
445836	Drainlock™ security locking assembly Profile For use with: 133631, 133632	195	27	0.11	1	Call sales
445835	Drainlock™ security locking assembly Bar For use with: 133635, 133636	195	27	0.13	1	Call sales
1367	Drainlock™ grating lifting tool For use with: All gratings	400	150	0.2	1	4 days



445828



445832



445834



1367

**Note:** 1m grates require 2pcs of Security locking assemblies and 0.5m grates require 1pc.

Locking mechanisms for stainless steel grates require a standard allen key. Security key 23416 is not required.

# ACO S100

Suitable for Load Class applications D 400†, E 600†, F 900†

ACO S100 polymer concrete channel. All channels are manufactured from a polymeric based material and have 100mm internal width with cast iron edge rail. Channels have a choice of bolted ductile iron gratings.

Image shows channel with grating. Grating supplied separately please see note.



Product Code	Description	Length [mm]	Width Overall [mm]	Depth Overall [mm]	Invert [mm]	Invert Type	Weight [kg]	Pack Quantity	Lead Time
<b>ACO S100 polymer concrete constant depth and sloping channels: 1-20</b>									
0269	S100 channel S01*	1000	155	137	112	1/3	21.9	28	4 days
0270	S100 channel S1	1000	155	137/143	112/118	2	21.7	14	4 days
0271	S100 channel S2	1000	155	143/149	118/124	2	22.5	14	4 days
0272	S100 channel S3	1000	155	149/155	124/130	2	22.5	14	4 days
0273	S100 channel S4	1000	155	155/161	130/136	2	23.4	14	4 days
0274	S100 channel S05*	1000	155	161	136	1/3	22.8	28	4 days
0275	S100 channel S5	1000	155	161/167	136/142	2	24.3	14	4 days
0276	S100 channel S6	1000	155	167/173	142/148	2	24.1	14	4 days
0277	S100 channel S7	1000	155	173/179	148/154	2	25.5	14	4 days
0278	S100 channel S8	1000	155	179/185	154/160	2	25.2	14	4 days
0279	S100 channel S9	1000	155	185/191	160/166	2	23.6	14	4 days
0403	S100 channel S010*	1000	155	191	166	1/3	25.7	28	4 days
0280	S100 channel S110]*	500	155	191	166	1/3	17.1	28	4 days
0281	S100 channel S10	1000	155	191/197	166/172	2	23.1	14	4 days
0282	S100 channel S11	1000	155	197/203	172/178	2	23.7	14	4 days
0283	S100 channel S12	1000	155	203/209	178/184	2	25.1	14	4 days
0284	S100 channel S13	1000	155	209/215	184/190	2	25.8	14	4 days
0285	S100 channel S14	1000	155	215/221	190/196	2	26.5	14	4 days
0286	S100 channel S15	1000	155	221/227	196/202	2	24.7	14	4 days
0287	S100 channel S16	1000	155	227/233	202/208	2	25.6	14	4 days
0288	S100 channel S17	1000	155	233/239	208/214	2	26.1	14	4 days
0289	S100 channel S18	1000	155	239/245	214/220	2	27.2	14	4 days
0290	S100 channel S19	1000	155	245/251	220/226	2	28.0	14	4 days
0405	S100 channel S020*	1000	155	251	226	1/3	29.7	28	4 days
0291	S100 channel S120]*	500	155	251	226	1/3	20.6	28	4 days
0292	S100 channel S20	1000	155	251	226/232	2	27.0	14	4 days



0405



0280



0291

† Not suitable for carriageways of public roads or motorways.

J Indicates side knockout for 90° channel connection. Knockout on both sides of the channel.

\* Indicates channels supplied with a preformed Ø110mm knockout for vertical outlet.

**Note: Gratings sold separately please refer to page 42. Channels shaded in grey are constant depth channels.**

Product Code	Description	Length [mm]	Width Overall [mm]	Depth Overall [mm]	Invert [mm]	Invert Type	Weight [kg]	Pack Quantity	Lead Time
<b>Range continued: ACO S100 polymer concrete constant depth and sloping channels: 21 – 30</b>									
0293	S100 channel S21	1000	155	257/263	232/238	2	28.4	7	10 days
0294	S100 channel S22	1000	155	263/269	238/244	2	28.5	7	10 days
0295	S100 channel S23	1000	155	269/275	244/250	2	29.8	7	10 days
0296	S100 channel S24	1000	155	275/281	250/256	2	29.7	7	10 days
0297	S100 channel S25	1000	155	281/287	256/262	2	29.2	7	10 days
0298	S100 channel S26	1000	155	287/293	262/268	2	29.1	7	10 days
0299	S100 channel S27	1000	155	293/299	268/274	2	30.1	7	10 days
0300	S100 channel S28	1000	155	299/305	274/280	2	31.3	7	10 days
0301	S100 channel S29	1000	155	305/311	280/286	2	31.8	7	10 days
0407	S100 channel S030*	1000	155	311	286	1/3	34.6	21	4 days
0302	S100 channel S130J*	500	155	311	286	1/3	24.8	28	4 days
0303	S100 channel S30	1000	155	311/317	286/292	2	33.0	7	10 days

**ACO S100 polymer concrete sump unit**

4223	S900 Sump unit c/w silt bucket						38.3	14	4 days
------	--------------------------------	--	--	--	--	--	------	----	--------

**Closing/outlet/inlet end caps with cast iron integral edge rail / Closing end caps are reversible to fit either end of channel**

0411	S106 closing (For use with channels 1-10.0)						1.0	10	4 days
0413	S206 closing (For use with channels 11-20.0)						1.3	10	4 days
0414	S306 closing (For use with channels 21-30.0)						1.7	10	4 days
0415	S108 outlet (For use with channels 1-10.0)						1.2	10	4 days
0416	S208 outlet (For use with channels 11-20.0)						1.5	10	4 days
0418	S308 outlet (For use with channels 21-30.0)						1.9	10	4 days
0419	S109 inlet (For use with channels 1-10.0)						1.1	10	4 days
0420	S209 inlet (For use with channels 11-20.0)						1.5	10	4 days
0421	S309 inlet (For use with channels 21-30.0)						1.9	10	4 days

**Step connector for stepped drainage systems with invert difference of 60mm**

0858	S100 123 60mm step connector						1.1	10	4 days
------	------------------------------	--	--	--	--	--	-----	----	--------

**Accessories**

0056	820 drain union PVC-U Ø110mm						0.1	5	4 days
0057	821 oval to round drain union PVC-U Ø110/160mm						0.5	5	4 days
0058	822 drain union PVC-U Ø160mm						0.5	5	4 days
2640	920 foul air-trap PVC-U Ø110mm						0.5	5	4 days
2638	922 foul air-trap PVC-U Ø160mm						1.9	5	4 days
7931	940 roddable foul air-trap MDPE Ø110mm						0.6	5	4 days
7932	950 roddable foul air-trap MDPE Ø160mm						0.8	5	4 days
01498	Replacement sump bucket, black polypropylene						0.3	1	Call sales
32599	Polymer concrete repair kit †						1.0	1	10 days



0411



0416



0419



0858

J Indicates side knockout for 90° channel connection. Knockout on both sides of the channel.

\* Indicates channels supplied with a preformed Ø110mm knockout for vertical outlet.

† Repair kit includes 0.5kg tin of natural colour polyester concrete repair resin, grey and black pigment, hardener paste, mixing instructions and material safety data sheets.

**Note:** For gully details please refer to page 62.

## Gratings for use with ACO S100 channels

Suitable for Load Class applications E 600†, F 900†

The ACO S100 system has a choice of slotted, HeelGuard™, intercept and solid cover ductile iron gratings to ensure a wide variety of applications are catered for. All ACO S Range gratings come complete with 4 x bolts to ensure grating are secured.



Product Code	Description	Length [mm]	Width Overall [mm]	Slot Width [mm]	Weight [kg]	Pack Quantity	Lead Time
<b>Gratings for Load Class E 600 applications</b>							
0776	Intercept ductile iron 776	500	139	10	6.8	156	Call sales
<b>Gratings for Load Class F 900 applications</b>							
4604	Slotted ductile iron 772	500	139	10	5.6	175	4 days
0774	HeelGuard™ ductile iron 774	500	139	5	6.7	156	4 days
7626	Solid ductile iron 778	500	139	-	6.7	144	Call sales
2324	Replacement bolts	-	-	-	-	400	4 days



0776



4604



0774



7626

† Not suitable for carriageways of public roads or motorways.

# ACO S150 with bolted grating

Suitable for Load Class applications D 400†, E 600, F 900

ACO S150 polymer concrete channel. All channels are manufactured from a polymeric based material and have 150mm internal width with cast iron edge rail complete with 14mm slotted ductile iron gratings and locking bolts.

Image shows complete channel assembly. Channels are supplied with gratings fitted for safe mechanical handling.



Product Code	Description	Length [mm]	Width Overall [mm]	Depth Overall [mm]	Invert [mm]	Invert Type	Weight [kg]	Pack Quantity	Lead Time
<b>ACO S150 polymer concrete constant depth channels with cast iron integral edge rail, complete with ductile iron slotted grating</b>									
1151	S150 1501*	1000	205	220	195	1/3	44.6	20	10 days
1176	S150 1504]*	500	205	220	195	1/3	30.4	20	10 days
1152	S150 1502*	1000	205	270	245	1/3	49.2	15	10 days
1154	S150 1505]*	500	205	270	245	1/3	32.8	20	10 days
1153	S150 1503*	1000	205	320	295	1/3	53.1	15	10 days
<b>ACO S150 polymer concrete sump unit and accessories</b>									
0875	S150 sump unit assembly c/w silt bucket	-	-	-	-	-	62.7	8	10 days
1506	Replacement sump bucket	-	-	-	-	-	3.1	1	10 days
1168	Raising piece	-	-	-	-	-	18.2	1	10 days
2638	922 foul air-trap PVC-U Ø160mm	-	-	-	-	-	1.9	5	4 days
0058	822 drain union PVC-U Ø160mm	-	-	-	-	-	0.5	5	4 days
2723	823 drain union PVC-U Ø200mm	-	-	-	-	-	0.5	5	4 days
32599	Polymer concrete repair kit	-	-	-	-	-	1+	1	10 days
<b>Closing and outlet end caps with cast iron integral edge rail, closing end caps are reversible to fit either channel end</b>									
1130	S150 closing end cap to suit all channels	-	-	-	-	-	2.6	10	10 days
1131	S150 outlet end cap 220 deep Ø160mm	-	-	-	-	-	2.4	10	10 days
1132	S150 outlet end cap 270 deep Ø160mm	-	-	-	-	-	2.7	10	10 days
1133	S150 outlet end cap 320 deep Ø160mm	-	-	-	-	-	3.0	10	10 days
<b>Step connector for stepped drainage systems with invert difference of 50mm</b>									
1159	S150 1159 50mm step connector	-	-	-	-	-	1.0	10	10 days



1151



1176



0875



1130



1159

† Not suitable for carriageways of public roads or motorways.

‡ Indicates availability of side junction for 90° bends.

\* Preformed Ø110mm round knockout for vertical outlet.

◆ Repair kit includes 0.5kg tin of natural colour polyester concrete repair resin, grey and black pigment, hardener paste, mixing instructions and material safety data sheets.

**Note: For gully details please refer to page 62.**

## ACO S200 with bolted grating

Suitable for Load Class applications D 400†, E 600, F 900

S200 polymer concrete channel. All channels are manufactured from a polymeric based material and have 200mm internal width with cast iron edge rail complete with 16mm slotted ductile iron gratings and locking bolts.

Image shows complete channel assembly. Channels are supplied with gratings fitted for safe mechanical handling.



Product Code	Description	Length [mm]	Width Overall [mm]	Depth Overall [mm]	Invert [mm]	Invert Type	Weight [kg]	Pack Quantity	Lead Time
<b>ACO S200 polymer concrete constant depth channels with cast iron integral edge rail, complete with ductile iron slotted grating</b>									
1427	S200 2300*	1000	260	309	279	1	82.8	12	10 days
2847	S200 2310J*	500	260	309	279	1	51.2	16	10 days
<b>Closing and outlet end caps with cast iron integral edge rail, closing end cap is reversible to fit either channel end</b>									
1516	S200 closing end cap	-	-	-	-	-	3.7	10	10 days
1517	S200 outlet end cap Ø160mm	-	-	-	-	-	3.5	10	10 days
<b>Accessories</b>									
0058	822 drain union PVC-U Ø160mm	-	-	-	-	-	0.5	5	4 days
32599	Polymer concrete repair kit †	-	-	-	-	-	1.0	1	10 days
33601	Gully assembly and bucket 601F	440	440	1315	870	1	78.8	1	4 days



1427



2847



1516



1517



32599

† Not suitable for carriageways of public roads or motorways.

J Indicates availability of side junction for 90° bends.

\* Preformed Ø160mm round knockout for vertical outlet.

‡ Repair kit includes 0.5kg tin of natural colour polyester concrete repair resin, grey and black pigment, hardener paste, mixing instructions and material safety data sheets.

**Note: For additional gully details please refer to page 62.**

# ACO S300 with bolted grating

Suitable for Load Class applications D 400†, E 600, F 900

ACO S300 polymer concrete channel. All channels are manufactured from a polymeric based material and have 300mm internal width with cast iron edge rail complete with 16mm slotted ductile iron gratings and locking bolts.

Image shows complete channel assembly. Channels are supplied with gratings fitted for safe mechanical handling.



Product Code	Description	Length [mm]	Width Overall [mm]	Depth Overall [mm]	Invert [mm]	Invert Type	Weight [kg]	Pack Quantity	Lead Time
<b>ACO S300 polymer concrete constant depth channels with cast iron integral edge rail, complete with ductile iron slotted grating</b>									
2632	S300 2400*	1000	360	390	360	1	136.7	6	10 days
1766	S300 1766]*	500	360	390	360	1	37.0	12	10 days
<b>ACO S300 gully units and accessories</b>									
3102	S300 gully top 2410	1000	360	390	360	1	141.8	6	10 days
1614	Shallow gully base only	500	320	365	n/a	n/a	25.4	8	10 days
4520	Deep gully base only	500	320	520	n/a	n/a	37.2	6	10 days
1697	Raising piece	500	320	300	n/a	n/a	24.0	4	10 days
1616	Bucket	n/a	n/a	n/a	n/a	n/a	4.7	1	4 days
0056	820 drain union PVC-U Ø110mm	100	110	n/a	n/a	n/a	0.1	5	4 days
0058	822 drain union PVC-U Ø160mm	150	160	n/a	n/a	n/a	0.5	5	4 days
2723	823 drain union PVC-U Ø200mm	200	200	n/a	n/a	n/a	0.6	5	4 days
2638	922 foul air-trap PVC-U Ø160mm	-	160	n/a	n/a	n/a	1.9	5	4 days
7932	950 roddable foul air-trap PVC-U Ø160mm	-	160	n/a	n/a	n/a	0.8	5	4 days
32599	Polymer concrete repair kit+	-	-	-	-	-	1.0	1	10 days
<b>Closing and outlet end caps with cast iron integral edge rail, closing end cap is reversible to fit either channel end</b>									
2573	S300 closing end cap	-	-	-	-	-	6.3	10	10 days
2574	S300 outlet end cap Ø200mm	-	-	-	-	-	5.8	10	10 days



2632



1766



0056



2638



7932



2573

† Not suitable for carriageways of public roads or motorways.

] Indicates availability of side junction for 90° bends.

\* Preformed Ø110mm round knockout for vertical outlet.


◆ Repair kit includes 0.5kg tin of natural colour polyester concrete repair resin, grey and black pigment, hardener paste, mixing instructions and material safety data sheets.

**Note: For gully details please refer to page 62.**


# ACO Multislot – Natural

Suitable for Load Class applications C 250

ACO Multislot polymer concrete channel. All channels are manufactured from polymer concrete and are designed specifically to meet the drainage demands of multi-storey car parks. This low profile channel design is corrosion resistant and has no moveable parts which reduces overall noise.



Product Code	Description	Length [mm]	Width Overall [mm]	Depth Overall [mm]	Weight [kg]	Pack Quantity	Lead Time
<b>ACO Multislot - natural</b>							
135213	ACO Multislot 150 channel, natural	1000	150	50	12.2	16	Call sales
135214	ACO Multislot 150 channel with outlet, natural	1000	150	50	12.1	4	Call sales
135215	ACO Multislot 150 end cap start, natural	20	150	50	0.35	20	Call sales
135216	ACO Multislot 150 end cap end, natural	40	150	50	0.5	20	Call sales
135226	ACO Multislot L type connection element, natural	200	200	50	3.0	1	Call sales
135227	ACO Multislot T type connection element, natural	200	200	50	2.9	1	Call sales
135228	ACO Multislot adaptor to change laying direction, natural	200	150	50	2.5	1	Call sales
<b>ACO Multislot outlet and accessories</b>							
01043	ACO Multislot outlet with double clamping flange D110mm	360	360	250	4.0	1	Call sales
449195	ACO Multislot 150 gully including cover and foul air trap	215	215	179	2.9	1	Call sales
449196	ACO Multislot 150 gully end including cover and foul air trap	215	215	179	3.0	1	Call sales
449197	ACO Multislot 150 installation cover	1000	150	25.7	1.8	100	Call sales
447813	ACO Multifix 1 - galvanised steel	100	310	331	1.5	100	Call sales
448753	ACO Multifix 1 - stainless steel	100	310	331	1.81	100	Call sales



135213

135214

135215

135216

135226

135227

135228



01043

449195

449196

449197


447813

448753


# ACO Multislot – Grey

Suitable for Load Class applications C 250

ACO Multislot polymer concrete channel. All channels are manufactured from polymer concrete and are designed specifically to meet the drainage demands of multi-storey car parks. This low profile channel design is corrosion resistant and has no moveable parts which reduces overall noise.



Product Code	Description	Length [mm]	Width Overall [mm]	Depth Overall [mm]	Weight [kg]	Pack Quantity	Lead Time
<b>ACO Multislot - grey</b>							
135217	ACO Multislot 150 channel, grey	1000	150	50	12.2	16	Call sales
135218	ACO Multislot 150 channel with outlet, grey	1000	150	50	12.1	4	Call sales
135219	ACO Multislot 150 end cap start, grey	20	150	50	0.35	20	Call sales
135220	ACO Multislot 150 end cap end, grey	40	150	50	0.5	20	Call sales
135229	ACO Multislot L type connection element, grey	200	200	50	3.0	1	Call sales
135230	ACO Multislot T type connection element, grey	200	200	50	2.9	1	Call sales
135231	ACO Multislot adaptor to change laying direction, grey	200	150	50	2.5	1	Call sales
<b>ACO Multislot outlet and accessories</b>							
01043	ACO Multislot outlet with double clamping flange D110mm	360	360	250	4.0	1	Call sales
449195	ACO Multislot 150 gully including cover and foul air trap	215	215	179	2.9	1	Call sales
449196	ACO Multislot 150 gully end including cover and foul air trap	215	215	179	3.0	1	Call sales
449197	ACO Multislot 150 installation cover	1000	150	25.7	1.8	100	Call sales
447813	ACO Multifix 1 - galvanised steel	100	310	331	1.5	100	Call sales
448753	ACO Multifix 1 - stainless steel	100	310	331	1.81	100	Call sales




# ACO Multislot – Black

Suitable for Load Class applications C 250

ACO Multislot polymer concrete channel. All channels are manufactured from polymer concrete and are designed specifically to meet the drainage demands of multi-storey car parks. This low profile channel design is corrosion resistant and has no moveable parts which reduces overall noise.




Product Code	Description	Length [mm]	Width Overall [mm]	Depth Overall [mm]	Weight [kg]	Pack Quantity	Lead Time
<b>ACO Multislot - black</b>							
135221	ACO Multislot 150 channel, black	1000	150	50	12.2	16	Call sales
135222	ACO Multislot 150 channel with outlet, black	1000	150	50	12.1	4	Call sales
135223	ACO Multislot 150 end cap start, black	20	150	50	0.35	20	Call sales
135224	ACO Multislot 150 end cap end, black	40	150	50	0.5	20	Call sales
135232	ACO Multislot L type connection element, black	200	200	50	3.0	1	Call sales
135233	ACO Multislot T type connection element, black	200	200	50	2.9	1	Call sales
135234	ACO Multislot adaptor to change laying direction, black	200	150	50	2.5	1	Call sales
<b>ACO Multislot outlet and accessories</b>							
01043	ACO Multislot outlet with double clamping flange D110mm	360	360	250	4.0	1	Call sales
449195	ACO Multislot 150 gully including cover and foul air trap	215	215	179	2.9	1	Call sales
449196	ACO Multislot 150 gully end including cover and foul air trap	215	215	179	3.0	1	Call sales
449197	ACO Multislot 150 installation cover	1000	150	25.7	1.8	100	Call sales
447813	ACO Multifix 1 - galvanised steel	100	310	331	1.5	100	Call sales
448753	ACO Multifix 1 - stainless steel	100	310	331	1.81	100	Call sales



# ACO MonoDrain™ PD100D - Black

Suitable for Load Class applications A 15, B 125, C 250, D 400†

A versatile monocast channel drainage system for surface water conveyance. ACO MonoDrain is a one-piece channel drainage system with an internal width of 100mm, and 8mm HeelGuard™ slots that delivers multiple benefits including safety and sustainability, economical and efficient installation and aesthetic choices across applications such as stations, schools, car parks and commercial areas. The system is CE and UKCA marked and fully certificated to EN 1433:2002.



Product Code	Description	Length [mm]	Width Overall [mm]	Depth Overall [mm]	Invert [mm]	Invert Type	Slot Width [mm]	Weight [kg]	Pack Quantity	Lead Time
<b>ACO PD100D black polymer concrete constant depth channels and access units</b>										
20600	PD100D No. 0.0 channel	1000	150	185	160	1/3	8	32.8	28	4 days
20610	PD100D No. 10.0 channel	1000	150	225	200	1/3	8	36.0	28	4 days
20620	PD100D No. 20.0 channel	1000	150	265	240	1/3	8	39.2	21	4 days
20630	PD100D No. 30.0 channel	1000	150	305	280	1/3	8	42.4	21	4 days
20603	PD100D No. 0.3J* access unit	500	150	185	160	1/3	-	17.2	28	4 days
20613	PD100D No. 10.3J* access unit	500	150	225	200	1/3	-	19.1	28	4 days
20623	PD100D No. 20.3J* access unit	500	150	265	240	1/3	-	20.7	28	4 days
20633	PD100D No. 30.3J* access unit	500	150	305	280	1/3	-	22.3	28	4 days
<b>ACO PD100D black polymer concrete shallow depth channels and access units</b>										
20640	PD100D Shallow channel	1000	150	135	110	1	8	32.8	35	4 days
20643	PD100D Shallow* access unit	500	150	135	110	1	-	14.5	28	4 days
<b>ACO PD100D step connector for stepped drainage systems</b>										
20651	MonoDrain PD100D step connector	100	90	40	-	-	-	0.4	10	4 days
<b>ACO PD100D multifunctional end cap (closing/inlet/outlet)</b>										
20601	MonoDrain PD100D multifunctional end cap**	-	150	175/295	50	-	-	0.2	10	4 days
<small>Note. The closing end cap can be cut down to suit all PD100D channels                      ** PVC-U Ø110mm pipe connection</small>										
<b>ACO PD100D sump unit with ductile iron edge rail</b>										
20650	MonoDrain PD100D sump	500	150	725	706	-	8	45.3	10	4 days
<small>Sump unit supplied complete with black ductile iron grating</small>										



† Not suitable for carriageways of public roads or motorways.  
 J Indicates side knockouts for 90° channel connection. Knockout on both sides of the channel.  
 \* Indicates channels supplied with preformed Ø110mm knockout for vertical connection.  
 Access units are supplied with black ductile iron covers.

**Note: For gully details please refer to page 62.**

# ACO MonoDrain™ PD150D - Black

Suitable for Load Class applications A 15, B 125, C 250, D 400†

ACO MonoDrain™ PD150D black one-piece general purpose channel drainage system, with an internal width of 150mm and 10mm HeelGuard™ slot width. One-piece channels manufactured from a polymeric based material. Full range accessories available including access and sump units for maintenance, silt management and outlet purposes. The system is CE and UKCA marked and fully certificated to EN 1433:2002.



Product Code	Description	Length [mm]	Width Overall [mm]	Depth Overall [mm]	Invert [mm]	Invert Type	Slot Width [mm]	Weight [kg]	Pack Quantity	Lead Time
<b>ACO PD150D black polymer concrete constant depth channels and access units</b>										
20800	PD150D No. 0.0 channel	1000	200	235	210	1/3	10	50.6	15	4 days
20810	PD150D No. 10.0 channel	1000	200	275	250	1/3	10	53.9	15	4 days
20820	PD150D No. 20.0 channel	1000	200	315	290	1/3	10	57.0	15	4 days
20803	PD150D No. 0.3J* access	500	200	235	210	1/3	-	26.3	20	4 days
20813	PD150D No. 10.3J* access	500	200	275	250	1/3	-	27.9	20	4 days
20823	PD150D No. 20.3J* access	500	200	315	290	1/3	-	29.6	20	4 days
<b>ACO PD150D step connector for stepped drainage systems</b>										
20851	MonoDrain PD150D step connector	120	150	40	-	-	-	1.12	10	4 days
<b>ACO PD150D multifunctional end cap</b>										
20801	MonoDrain PD150D multifunctional end cap**	3	200	315	-	-	-	0.24	10	4 days
<small>Note. The closing end cap can be cut down to suit all PD100D channels                      ** PVC-U Ø110mm pipe connection</small>										
<b>ACO PD150D sump unit with ductile iron edge rail</b>										
20850	MonoDrain PD150D sump	500	200	761	741	-	8	60.2	5	4 days



20800



20803



20851



20801



20850

† Not suitable for carriageways of public roads or motorways.

J Indicates side knockouts for 90° channel connection. Knockout on both sides of the channel.


\* Indicates channels supplied with preformed Ø160mm knockout for vertical connection.

Access units are supplied with black ductile iron covers

# ACO MonoDrain™ PD100D - Grey

Suitable for Load Class applications A 15, B 125, C 250, D 400†

A versatile monocast channel drainage system for surface water conveyance. ACO MonoDrain is a one-piece channel drainage system with an internal width of 100mm, and 8mm HeelGuard™ slots that delivers multiple benefits including safety and sustainability, economical and efficient installation and aesthetic choices across applications such as stations, schools, car parks and commercial areas. The system is CE and UKCA marked and fully certificated to EN 1433:2002.



Product Code	Description	Length [mm]	Width Overall [mm]	Depth Overall [mm]	Invert [mm]	Invert Type	Slot Width [mm]	Weight [kg]	Pack Quantity	Lead Time
<b>ACO PD100D grey polymer concrete constant depth channels and access units</b>										
26600	PD100D No. 0.0 channel	1000	150	185	160	1/3	8	32.8	28	Call sales
26610	PD100D No. 10.0 channel	1000	150	225	200	1/3	8	36.0	28	Call sales
26620	PD100D No. 20.0 channel	1000	150	265	240	1/3	8	39.2	21	Call sales
26630	PD100D No. 30.0 channel	1000	150	305	280	1/3	8	40.8	21	Call sales
26603	PD100D No. 0.3J* access unit	500	150	185	160	1/3	-	17.2	28	Call sales
26613	PD100D No. 10.3J* access unit	500	150	225	200	1/3	-	19.1	28	Call sales
26623	PD100D No. 20.3J* access unit	500	150	265	240	1/3	-	20.7	28	Call sales
26633	PD100D No. 30.3J* access unit	500	150	305	280	1/3	-	21.7	28	Call sales
<b>ACO PD100D grey polymer concrete shallow depth channels and access units</b>										
26640	PD100D Shallow channel	1000	150	135	110	1	8	32.8	35	Call sales
26643	PD100D Shallow* access unit	500	150	135	110	1	-	14.5	28	Call sales
<b>ACO PD100D step connector for stepped drainage systems</b>										
20651	MonoDrain PD100D step connector	100	90	40	-	-	-	0.4	10	4 days
<b>ACO PD100D multifunctional end cap (closing/inlet/outlet)</b>										
20601	MonoDrain PD100D multifunctional end cap**	-	150	175/ 295	50	-	110	0.2	10	4 days
Note. The closing end cap can be cut down to suit all PD100D channels ** PVC-U Ø110mm pipe connection										
<b>ACO PD100D sump unit with ductile iron edge rail</b>										
20650	MonoDrain PD100D sump	500	150	725	706	-	8	45.3	10	4 days
Sump unit supplied complete with black ductile iron grating										




- † Not suitable for carriageways of public roads or motorways.  
 J Indicates side knockouts for 90° channel connection. Knockout on both sides of the channel  
 \* Indicates channels supplied with preformed Ø110mm knockout for vertical connection.  
 Access units are supplied with black ductile iron covers.

# ACO MonoDrain™ PD150D - Grey

Suitable for Load Class applications A 15, B 125, C 250, D 400†

ACO MonoDrain™ PD150D grey one-piece general purpose channel drainage system, with an internal width of 150mm and 10mm HeelGuard™ slot width. One-piece channels manufactured from a polymeric based material. Full range accessories available including access and sump units for maintenance, silt management and outlet purposes. The system is CE and UKCA marked and fully certificated to EN 1433:2002.



Product Code	Description	Length [mm]	Width Overall [mm]	Depth Overall [mm]	Invert [mm]	Invert Type	Slot Width [mm]	Weight [kg]	Pack Quantity	Lead Time
<b>ACO PD150D grey polymer concrete constant depth channels and access units</b>										
26800	PD150D No. 0.0 channel	1000	200	235	210	1/3	10	50.6	15	Call sales
26810	PD150D No. 10.0 channel	1000	200	275	250	1/3	10	50.8	15	Call sales
26820	PD150D No. 20.0 channel	1000	200	315	290	1/3	10	54.8	15	Call sales
26803	PD150D No. 0.3J* access	500	200	235	210	1/3	-	25.6	20	Call sales
26813	PD150D No. 10.3J* access	500	200	275	250	1/3	-	27.1	20	Call sales
26823	PD150D No. 20.3J* access	500	200	315	290	1/3	-	28.7	20	Call sales
<b>ACO PD150D step connector for stepped drainage systems</b>										
20851	MonoDrain PD150D step connector	120	150	40	-	-	-	1.12	10	4 days
<b>ACO PD150D multifunctional end cap</b>										
20801	MonoDrain PD150D multifunctional end cap**	3	200	315	-	-	-	0.24	10	4 days
<small>Note. The closing end cap can be cut down to suit all PD100D channels                      ** PVC-U Ø110mm pipe connection</small>										
<b>ACO PD150D sump unit with ductile iron edge rail</b>										
20850	MonoDrain PD150D sump	500	200	761	741	-	8	60.2	5	4 days



26800



26803



20851



20801



20850

† Not suitable for carriageways of public roads or motorways.

J Indicates side knockouts for 90° channel connection. Knockout on both sides of the channel.


\* Indicates channels supplied with preformed Ø160mm knockout for vertical connection.

Access units are supplied with black ductile iron covers.


# ACO MonoDrain™ PD100D - Natural

Suitable for Load Class applications A 15, B 125, C 250, D 400†

A versatile monocast channel drainage system for surface water conveyance. ACO MonoDrain is a one-piece channel drainage system with an internal width of 100mm, and 8mm HeelGuard™ slots that delivers multiple benefits including safety and sustainability, economical and efficient installation and aesthetic choices across applications such as stations, schools, car parks and commercial areas. The system is CE and UKCA marked and fully certificated to EN 1433:2002.



Product Code	Description	Length [mm]	Width Overall [mm]	Depth Overall [mm]	Invert [mm]	Invert Type	Slot Width [mm]	Weight [kg]	Pack Quantity	Lead Time
<b>ACO PD100D natural polymer concrete constant depth channels and access units</b>										
28600	PD100D No. 0.0 channel	1000	150	185	160	1/3	8	32.8	28	Call sales
28610	PD100D No. 10.0 channel	1000	150	225	200	1/3	8	36.0	28	Call sales
28620	PD100D No. 20.0 channel	1000	150	265	240	1/3	8	37.7	21	Call sales
28630	PD100D No. 30.0 Channel	1000	150	305	280	1/3	8	42.4	21	Call sales
28603	PD100D No. 0.3J* access unit	500	150	185	160	1/3	-	16.8	28	Call sales
28613	PD100D No. 10.3J* access unit	500	150	225	200	1/3	-	19.1	28	Call sales
28623	PD100D No. 20.3J* access unit	500	150	265	240	1/3	-	20.1	28	Call sales
28633	PD100D No. 30.3J* access unit	500	150	305	280	1/3	-	22.3	28	Call sales
<b>ACO PD100D natural polymer concrete shallow depth channels and access units</b>										
28640	PD100D Shallow channel	1000	150	135	110	1	8	32.8	35	Call sales
28643	PD100D Shallow* access unit	500	150	135	110	1	-	14.5	28	Call sales
<b>ACO PD100D step connector for stepped drainage systems</b>										
20651	MonoDrain PD100D step connector	100	90	40	-	-	-	0.4	10	4 days
<b>ACO PD100D multifunctional end cap (closing/inlet/outlet)</b>										
20601	MonoDrain PD100D multifunctional end cap**	-	150	175/ 295	50	-	-	0.2	10	4 days
Note. The closing end cap can be cut down to suit all PD100D channels										
** PVC-U Ø110mm pipe connection										
<b>ACO PD100D sump unit with ductile iron edge rail</b>										
20650	MonoDrain PD100D sump	500	150	725	706	-	8	45.3	10	4 days
Sump unit supplied complete with black ductile iron grating										



† Not suitable for carriageways of public roads or motorways.

J Indicates side knockouts for 90° channel connection. Knockout on both sides of the channel


\* Indicates channels supplied with preformed Ø110mm knockout for vertical connection

Access units are supplied with black ductile iron covers

# ACO MonoDrain™ PD150D - Natural

Suitable for Load Class applications A 15, B 125, C 250, D 400†

ACO MonoDrain™ PD150D natural one-piece general purpose channel drainage system, with an internal width of 150mm and 10mm HeelGuard™ slot width. One-piece channels manufactured from a polymeric based material. Full range accessories available including access and sump units for maintenance, silt management and outlet purposes. The system is CE and UKCA marked and fully certificated to EN 1433:2002.



Product Code	Description	Length [mm]	Width Overall [mm]	Depth Overall [mm]	Invert [mm]	Invert Type	Slot Width [mm]	Weight [kg]	Pack Quantity	Lead Time
<b>ACO PD150D natural polymer concrete constant depth channels and access units</b>										
28800	PD150D No. 0.0 channel natural	1000	200	235	210	1/3	10	50.6	15	Call sales
28810	PD150D No. 10.0 channel natural	1000	200	275	250	1/3	10	50.8	15	Call sales
28820	PD150D No. 20.0 channel natural	1000	200	315	290	1/3	10	54.8	15	Call sales
28803	PD150D No. 0.3J* access natural	500	200	235	210	1/3	-	26.3	20	Call sales
28813	PD150D No. 10.3J access natural	500	200	275	250	1/3	-	27.1	20	Call sales
28823	PD150D No. 20.3J access natural	500	200	315	290	1/3	-	28.7	20	Call sales
<b>ACO PD150D step connector for stepped drainage systems</b>										
20851	MonoDrain PD150D step connector	120	150	40	-	-	-	1.12	10	4 days
<b>ACO PD150D multifunctional end cap</b>										
20801	MonoDrain PD150D multifunctional end cap**	3	200	315	-	-	-	0.24	10	4 days
<small>Note. The closing end cap can be cut down to suit all PD100D channels                      ** PVC-U Ø110mm pipe connection</small>										
<b>ACO PD150D sump unit with ductile iron edge rail</b>										
20850	MonoDrain PD150D sump	500	200	761	741	-	8	60.2	5	4 days



28800



28803



20851



20801



20850

† Not suitable for carriageways of public roads or motorways.

J Indicates side knockouts for 90° channel connection. Knockout on both sides of the channel.

\* Indicates channels supplied with preformed Ø160mm knockout for vertical connection.

Access units are supplied with black ductile iron covers.

# ACO MonoDrain™ PD100D and PD150D Accessories

Product Code	Description	Length [mm]	Width Overall [mm]	Weight [kg]	Pack Quantity	Lead Time
<b>Accessories for ACO MonoDrain PD100D</b>						
0056	820 drain union PVC-U Ø110mm	-	-	0.1	5	4 days
0058	822 drain union PVC-U Ø160mm	-	-	0.5	5	4 days
2638	922 foul air-trap PVC-U Ø160mm	-	-	1.9	5	4 days
7932	950 roddable foul air trap MDPE Ø160mm	-	-	0.8	5	4 days
23405	Replacement sump grating	500	123	4.1	1	4 days
32599	Polymer concrete repair kit	-	-	1♦	1	10 days
<b>Accessories for ACO MonoDrain PD150D</b>						
23165	MultiDrain® M150D/DS/PPD Drainlock™ security locking assembly	146	20	0.1	1	4 days
23416	Drainlock™ security key	75	30	0.01	1	4 days
1367	Drainlock™ grating lifting tool	400	150	0.2	1	4 days
0056	820 drain union PVC-U Ø110mm	-	-	0.1	5	4 days
0058	822 drain union PVC-U Ø160mm	-	-	0.5	5	4 days
2638	922 foul air trap PVC-U Ø160mm	-	-	1.9	5	4 days
7932	950 roddable foul air trap MDPE Ø160mm	-	-	0.8	1	4 days
23164	Replacement sump grating	500	173	6.4	-	4 day
32599	Polymer concrete repair kit†	-	-	1.0	1	10 days



† Repair kit includes 0.5kg tin of natural colour polyester concrete repair resin, grey and black pigment, hardener paste, mixing instructions and material safety data sheets.

# ACO RoadDrain® 100

Suitable for Load Class applications D 400\*, E 600 and F 900

ACO RoadDrain® is a high strength monolithic channel system manufactured from a polymeric based material, which delivers high performance drainage in applications subject to dynamic wheel loads, including motorways, ports, docks and aircraft aprons. These channels are fully certified to BS EN 1433:2002 for applications D 400 to F 900. ACO RoadDrain® complies with specification for Highways Works Clause 517.



Product Code	Description	Length [mm]	Width Overall [mm]	Depth Overall [mm]	Invert [mm]	Slot Width [mm]	Weight [kg]	Pack Quantity	Lead Time
<b>ACO PD100F polymer concrete drainage channels and access units</b>									
32110	PD100F 10.0 channel	1000	160	250	225	15	52.5	1	4 days
32210	PD100F 20.0 channel	1000	160	300	275	15	57.8	1	4 days
32310	PD100F 30.0 channel	1000	160	350	325	15	63.0	1	4 days
32410	PD100F 40.0 channel	1000	160	400	375	15	62.8	1	4 days
32500	PD100F 50.0 channel	1000	160	450	425	15	67.5	1	4 days
32105	PD100F 10.3J access*	500	160	250	225	-	28.0	1	4 days
32205	PD100F 20.3J access*	500	160	300	275	-	38.6	1	4 days
32305	PD100F 30.3J access*	500	160	350	325	-	33.2	1	4 days
32405	PD100F 40.3J access*	500	160	400	375	-	32.6	1	4 days
32505	PD100F 50.3J access*	500	160	450	425	-	35.0	1	4 days
<b>ACO PD100F multifunctional closing end cap</b>									
32509	PD100F multifunctional end cap**	113	160	450	-	-	0.36	1	4 days
<small>Note. The closing end cap can be cut down to suit all PD100F channels ** PVC-U Ø110mm pipe connection</small>									
<b>ACO PD100F step connector</b>									
30123	PD100F 123 step connector	123	150	-	-	-	0.90	1	4 days
<b>ACO RoadDrain® polymer concrete sump unit</b>									
32901	RoadDrain PD100F sump unit	500	160	790	-	12	68.3	1	4 days
<b>Accessories</b>									
0056	820 drain union PVC-U Ø110mm	-	-	-	-	-	0.1	5	4 days
0058	822 drain union PVC-U Ø160mm	-	-	-	-	-	0.5	5	4 days
2640	920 foul air-trap PVC-U Ø110mm	-	-	-	-	-	0.5	5	4 days
2638	922 foul air-trap PVC-U Ø160mm	-	-	-	-	-	1.9	5	4 days
7931	940 roddable foul air-trap MDPE Ø110mm	-	-	-	-	-	0.4	5	4 days
7932	950 roddable foul air-trap MDPE Ø160mm	-	-	-	-	-	0.8	5	4 days
32599	Polymer concrete repair kit †	-	-	-	-	-	1.0	1	10 days



32110



32105



32509



30123



32901

\* Preformed Ø110mm round knockout for vertical outlet.

† Repair kit includes 0.5kg tin of natural colour polyester concrete repair resin, grey and black pigment, hardener paste, mixing instructions and material safety data sheets.

**Note: For gully details please refer to page 62.**


# ACO RoadDrain® 200

Suitable for Load Class applications D 400, E 600 and F 900

ACO RoadDrain® 200 channel carries the BSI Kitemark™ and is manufactured from a polymeric based material. Internal width 200mm. One-piece black polymer concrete drainage channel. Access units incorporate a polypropylene lid for system maintenance.



Product Code	Description	Length [mm]	Width Overall [mm]	Depth Overall [mm]	Invert [mm]	Invert Type	Slot Width [mm]	Weight [kg]	Pack Quantity	Lead Time
<b>One-piece polymer concrete drainage channels and access units</b>										
33101	PD200 F 10.1 channel	500	260	400	370	1/3	15	53.3	16	10 days
33201	PD200 F 20.1 channel	500	260	450	420	1/3	15	56.0	16	10 days
33301	PD200 F 30.1 channel	500	260	500	470	1/3	15	58.9	16	10 days
33103	PD200 F 10.3 access*	500	260	400	370	1/3	-	55.4	16	10 days
33203	PD200 F 20.3 access*	500	260	450	420	1/3	-	61.6	16	10 days
33303	PD200 F 30.3 access*	500	260	500	470	1/3	-	63.7	16	10 days
<b>ACO PD200F multifunctional closing end cap</b>										
33509	PD200F multifunctional end cap**	113	264	500	-	-	-	0.63	1	4 days
<small>Note. The closing end cap can be cut down to suit all PD200F channels  ** PVC-U Ø160mm pipe connection</small>										
<b>Step connector for stepped drainage systems with invert difference of 50mm</b>										
33123	PD200F 123 50mm step connector	-	-	-	-	-	-	2.0	1	10 days
<b>Universal Gully units - F 900 assemblies</b>										
33601	Gully assembly and bucket 601F	440	440	315	870	1	19	78.8	1	4 days
<b>Accessories</b>										
32599	Polymer concrete repair kit+	-	-	-	-	-	-	1.0	1	10 days



33101

33103

33509

33123

J Indicates availability of side junction for 90° bends.

\* Preformed Ø110mm round knockout for vertical outlet.


† Repair kit includes 0.5kg tin of natural colour polyester concrete repair resin, grey and black pigment, hardener paste, mixing instructions and material safety data sheets.

**Note: For additional gully details please refer to page 62.**


# ACO H Range RD 100V

Suitable for load class applications D 400, E 600 and F 900

ACO H Range RD 100V one-piece natural polymer concrete channel. Internal width 100mm. High capacity monocast channel suitable for highways and industrial applications.



Product Code	Description	Length [mm]	Width Overall [mm]	Depth Overall [mm]	Weight [kg]	Pack Quantity	Lead Time
<b>One-piece polymer concrete drainage channels and access units</b>							
10763	H Range RD 100V channel	1000	160	265	50.5	1	Call sales
10775	H Range RD 100V access unit	500	160	275	25.3	1	Call sales
<b>Closing, inlet/outlet end cap and adapter to change flow direction</b>							
10781	H Range RD 100V closing end cap for beginning of channel	30	160	265	1.9	1	Call sales
10784	H Range RD 100V closing end cap for end of channel	40	160	265	3.2	1	Call sales
10787	H Range RD 100V inlet/outlet end cap	40	160	275	2.8	1	Call sales
10790	H Range RD 100V reverse flow adapter	60	160	265	3.0	1	Call sales
<b>H Range RD 100V polymer concrete sump units</b>							
10769	H Range RD 100V sump unit with Ø110mm outlet c/w silt bucket	500	160	525	55	1	Call sales
10772	H Range RD 100V sump unit with Ø160mm outlet c/w silt bucket	500	160	525	55	1	Call sales
01498	Replacement sump bucket, black polypropylene	-	-	-	0.3	1	Call sales



10763



10775



10781



10787




10769


# ACO H Range RD 150V

Suitable for load class applications D 400, E 600 and F 900

ACO H Range RD 150V one-piece natural polymer concrete channel. Internal width 150mm. High capacity monocast channel suitable for highways and industrial applications.



Product Code	Description	Length [mm]	Width Overall [mm]	Depth Overall [mm]	Weight [kg]	Pack Quantity	Lead Time
<b>One-piece polymer concrete drainage channels and access units</b>							
130073	H Range RD 150V 0.0 channel	1000	210	280	66.3	1	Call sales
130074	H Range RD 150V 10.0 channel	1000	210	380	74.9	1	Call sales
130075	H Range RD 150V 20.0 channel	1000	210	480	83.6	1	Call sales
130076	H Range RD 150V 0.0 access unit	660	210	280	44.3	1	Call sales
130077	H Range RD 150V 10.0 access unit	660	210	380	51.7	1	Call sales
130078	H Range RD 150V 20.0 access unit	660	210	480	59.1	1	Call sales
130079	H Range RD 150V 0.0 access unit with Ø110mm outlet	660	210	280	44.8	1	Call sales
130080	H Range RD 150V 10.0 access unit with Ø110mm outlet	660	210	380	51.1	1	Call sales
130081	H Range RD 150V 20.0 access unit with Ø110mm outlet	660	210	480	58.3	1	Call sales
<b>Closing, inlet/outlet end cap</b>							
130085	H Range RD 150V 0.0 closing end cap	-	210	280	5.2	1	Call sales
130086	H Range RD 150V 10.0 closing end cap	-	210	380	6.9	1	Call sales
130087	H Range RD 150V 20.0 closing end cap	-	210	480	8.5	1	Call sales
130088	H Range RD 150V 0.0 inlet/outlet end cap	-	210	280	3.8	1	Call sales
130089	H Range RD 150V 10.0 inlet/outlet end cap	-	210	380	5.4	1	Call sales
130090	H Range RD 150V 20.0 inlet/outlet end cap	-	210	480	7.9	1	Call sales
<b>H Range RD 150V polymer concrete sump units</b>							
130082	H Range RD 150V sump unit - top section 0.0	660	210	330	48.0	1	Call sales
130083	H Range RD 150V sump unit - top section 10.0	660	210	430	53.0	1	Call sales
130084	H Range RD 150V sump unit - top section 20.0	660	210	530	65.0	1	Call sales
10935	H Range RD 150V sump unit - bottom section Ø160mm outlet	500	230	366	28.5	1	Call sales
10936	H Range RD 150V sump unit - bottom section Ø200mm outlet	500	230	365	27.5	1	Call sales
13999	H Range RD 150V sump unit - silt bucket					1	Call sales



130074



130076



130086



130088




130082

# ACO H Range RD 200V

Suitable for load class applications D 400, E 600 and F 900

ACO H Range RD 200V one-piece natural polymer concrete channel. Internal width 200mm. High capacity monocast channel suitable for highways and industrial applications.



Product Code	Description	Length [mm]	Width Overall [mm]	Depth Overall [mm]	Weight [kg]	Pack Quantity	Lead Time
<b>One-piece polymer concrete drainage channels and access units</b>							
130004	H Range RD 200V 0.0 channel	1000	260	330	92.0	1	Call sales
130005	H Range RD 200V 0.0 channel (2000mm)	2000	260	330	184	1	Call sales
130006	H Range RD 200V 20.0 channel	1000	260	530	111	1	Call sales
130007	H Range RD 200V 20.0 channel (2000mm)	2000	260	530	228	1	Call sales
130016	H Range RD 200V 0.0 access unit	660	260	330	51.6	1	Call sales
130017	H Range RD 200V 20.0 access unit	660	260	530	67.6	1	Call sales
130018	H Range RD 200V 0.0 access unit with Ø160mm outlet	660	260	330	51.0	1	Call sales
130019	H Range RD 200V 20.0 access unit with Ø160mm outlet	660	260	530	67.0	1	Call sales
<b>Closing, inlet/outlet end caps, adapter to change flow direction and slide connection adapter</b>							
130008	H Range RD 200V closing end cap for beginning of channel 0.0	70	260	330	9.0	1	Call sales
130009	H Range RD 200V closing end cap for beginning of channel 20.0	70	260	530	12.4	1	Call sales
130010	H Range RD 200V closing end cap for end of channel 0.0	70	260	330	10.0	1	Call sales
130011	H Range RD 200V closing end cap for end of channel 20.0	70	260	530	14.9	1	Call sales
130012	H Range RD 200V 0.0 inlet/outlet end cap	70	260	330	8.5	1	Call sales
130013	H Range RD 200V 20.0 inlet/outlet end cap	70	260	530	13.1	1	Call sales
130014	H Range RD 200V 0.0 reverse flow adapter	82	260	330	7.6	1	Call sales
130015	H Range RD 200V 20.0 reverse flow adapter	82	260	530	9.8	1	Call sales
130020	H Range RD 200V 0.0 side connection adapter	70	260	330	8.0	1	Call sales
130021	H Range RD 200V 20.0 side connection adapter	70	260	530	9.9	1	Call sales
<b>H Range RD 200V polymer concrete sump units</b>							
130022	H Range RD 200V sump unit - top section 0.0	660	260	360	48.0	1	Call sales
130023	H Range RD 200V sump unit - top section 20.0	660	260	560	65.0	1	Call sales
10935	H Range RD 200V sump unit - bottom section Ø160mm outlet	500	230	366	28.5	1	Call sales
10936	H Range RD 200V sump unit - bottom section Ø200mm outlet	500	230	365	27.5	1	Call sales
13999	H Range RD 200V sump unit - silt bucket	-	-	-	0.5	1	Call sales



130005



130018



130009



130012



10935

# ACO H Range RD 300V

Suitable for load class applications D 400, E 600 and F 900

ACO H Range RD 300V one-piece natural polymer concrete channel. Internal width 300mm. High capacity monocast channel suitable for highways and industrial applications.



Product Code	Description	Length [mm]	Width Overall [mm]	Depth Overall [mm]	Weight [kg]	Pack Quantity	Lead Time
<b>One-piece polymer concrete drainage channels and access units</b>							
10820	H Range RD 300V Channel	2000	400	595	484	1	Call sales
10803	H Range RD 300V Access unit	750	400	645	219	1	Call sales
<b>Closing, inlet/outlet end caps, adapter to change flow direction and slide connection adapter</b>							
10804	H Range RD 300V side connection adapter	-	400	595	29.2	1	Call sales
10802	H Range RD 300V closing end cap for end of channel	-	400	595	31.2	1	Call sales
10801	H Range RD 300V closing end cap for beginning of channel	-	400	595	38.8	1	Call sales
10805	H Range RD 300V inlet/outlet end cap	-	400	595	29.5	1	Call sales
10806	H Range RD 300V reverse flow adapter	-	400	595	34.0	1	Call sales
<b>H Range RD 300V polymer concrete sump units</b>							
10821	H Range RD 300V sump unit - top section	750	400	625	214	1	Call sales
10822	H Range RD 300V sump unit - middle section	-	520	330	72.0	1	Call sales
10828	H Range RD 300V sump unit - bottom section Ø315mm outlet	-	520	715	168	1	Call sales
10823	H Range RD 300V sump unit - bottom section Ø400mm outlet	-	520	715	168	1	Call sales
10827	H Range RD 300V adapter for silt bucket	-	-	-	3.4	1	Call sales
1617	H Range RD 300V sump unit - silt bucket	-	-	-	6.2	1	Call sales



10820



10803



10802



10805



10823

# ACO Universal Gully

Suitable for Load Class applications A 15, B 125, C 250, D 400, E 600, F 900

The ACO Universal Gully provides fast and simple connection between any channel up to 200mm bore width in the ACO channel drainage range. The high capacity system can be used for silt management and also as an outlet for the drainage system. Manufactured using recycled polyethylene and ductile iron.



Product Code	Description	Length [mm]	Width Overall [mm]	Depth Overall [mm]	Slot Width [mm]	Invert [mm]	Invert Type	Weight [kg]	Pack Quantity	Lead Time
<b>ACO Universal Gully units – D 400 assemblies</b>										
33401	Gully assembly and bucket 601D	440	440	1315	10	870	1	52.5	1	4 days
33402	Gully assembly no bucket 602D	440	440	1315	10	870	1	51.0	1	4 days
33407	Gully top assembly only 607D	440	440	650	10	-	1	45.0	1	4 days
44355	Grating and frame 600D	400*	564 ††	100	10	-	1	40.0	1	4 days
<b>ACO Universal Gully units – F 900 assemblies</b>										
33601	Gully assembly and bucket 601F	440	440	1315	19	870	1	78.8	1	4 days
33602	Gully assembly no bucket 602F	440	440	1315	19	870	1	77.4	1	4 days
33607	Gully top assembly only 607F	440	440	650	19	-	1	73.1	1	4 days
33604	Grating and frame 604F	400*	660 ††	100	19	-	1	69.5	10	4 days
<b>ACO Universal Gully components</b>										
7060	Gully connector 615	500	Ø500	40	-	-	1	7.0	1	4 days
33603	Gully intermediate unit 603	440	440	515	-	-	1	5.1	1	4 days
33605	Gully base unit 605	-	Ø375	750	-	310	1	4.3	1	4 days
33606	Bucket polyethylene 606	-	Ø275	250	-	-	1	1.4	1	4 days



\* Clear opening size  
†† Over frame size

# ACO KerbDrain® HB255

Suitable for Load Class applications C 250, D 400

ACO KerbDrain® HB255 one-piece combined kerb and drainage unit with 100 - 125mm upstand. The system carries the BSI Kitemark™ and is manufactured from a polymeric based material. The weight has been reduced to suit manual handling. The system is available in 1000mm and 500mm units. Internal width 80mm.



Product Code	Description	Length [mm]	Width Overall [mm]	Depth Overall [mm]	Invert [mm]	Invert Type	Weight [kg]	Pack Quantity	Lead Time
<b>ACO KerbDrain® HB255 Half battered kerb units</b>									
7950	KDHB255 1000mm	1000	125	255	235	1	39.1	18	4 days
7958	KDHB255 500mm	500	125	255	235	1	19.2	36	4 days
<b>ACO KerbDrain® HB255 Half battered access unit</b>									
7949	KDHB255 access unit*	500	125/150	255	235	1	23.4	14	4 days
<b>ACO KerbDrain® HB255 Half battered flush drainable drop kerb units</b>									
7956	KDHB255 LH drop kerb	1000	125/150	255/130	235/105	1	39.4	24	4 days
7957	KDHB255 RH drop kerb	1000	125/150	255/130	235/105	1	39.4	24	4 days
<b>ACO KerbDrain® HB255 Half battered flush drainable centre stone 0-6mm upstand</b>									
7955	KDHB255 centre stone	1000	150	125	105	1	23.2	28	4 days
<b>ACO KerbDrain® HB255 Multifunctional end cap with 110mm diameter outlet</b>									
4941	KerbDrain® HB255, SP280 & HB305 multifunctional end cap	70	160	245	225	-	0.16	10	4 days
<b>ACO KerbDrain® Inlet Plug</b>									
4250	KerbDrain HB Inlet Plug	106	77	35	-	-	0.04	-	4 days



7958



7949



7956



7955

\* Preformed Ø110mm round knockout for vertical outlet.

**Note: For gully details please refer to page 75.**

# ACO KerbDrain® SP280

Suitable for Load Class applications C 250, D 400

ACO KerbDrain® SP280 one-piece combined kerb and drainage unit with 75mm - 100mm upstand. The system carries the BSI Kitemark™ and is manufactured from a polymeric based material. The system is available in 500mm and 1000mm units. Internal width 100mm.



Product Code	Description	Length [mm]	Width Overall [mm]	Depth Overall [mm]	Invert [mm]	Invert Type	Weight [kg]	Pack Quantity	Lead Time
<b>ACO KerbDrain® SP280 Splayed kerb units</b>									
7930	KDSP280 1000mm	1000	150	280	255	1	46.9	14	4 days
7935	KDSP280 500mm	500	150	280	255	1	23.5	28	4 days
<b>ACO KerbDrain® SP280 Splayed access unit</b>									
7937	KDSP280 access unit*	500	150/190	280	255	1	30.1	28	4 days
<b>ACO KerbDrain® SP280 Splayed drop kerb units</b>									
7938	KDSP280 LH drop kerb	1000	150	280	255	1	46.2	16	4 days
7939	KDSP280 RH drop kerb	1000	150	280	255	1	46.2	16	4 days
<b>ACO KerbDrain® SP280 Splayed centre stone 25mm upstand</b>									
7965	KerbDrain® SP280/HB305 centre stone	915	150	205	180	1	47.0	21	4 days
4993	KerbDrain® SP280/HB305 centre stone access unit	500	150	205	180	1	22.6	28	4 days
4982	KerbDrain® SP280/HB305 perforated centre stone	915	150	205	180	1	45.2	21	4 days
4997	HeelGuard™ insert (4 per unit required)	50	-	-	-	-	0.1	4	4 days
<b>ACO KerbDrain® SP280 Splayed transition units</b>									
7941	KDSP280 LH transition unit	500	150	280/305	280/225	1	23.4	32	4 days
7940	KDSP280 RH transition unit	500	150	280/305	280/225	1	23.4	32	4 days
<b>ACO KerbDrain® SP280 Multifunctional end cap with 110mm diameter outlet</b>									
4941	KerbDrain® HB255, SP280 & HB305 multifunctional end cap	70	160	245	225	-	0.16	10	4 days
<b>ACO KerbDrain® Inlet Plug</b>									
4251	KerbDrain SP Inlet Plug	78	71	45	-	-	0.04	-	4 days



7930



7937



7938



7941



4251


\* Preformed Ø110mm round knockout for vertical outlet.

**Note: For gully details please refer to page 74.**

# ACO KerbDrain® HB305

Suitable for Load Class applications C 250, D 400

ACO KerbDrain® HB305 one-piece combined kerb and drainage unit with 100mm - 125mm upstand. The system carries the BSI Kitemark™ and is manufactured from a polymeric based material. The system is available in 1000mm, 500mm and 250mm units. Internal width 100mm.



Product Code	Description	Length [mm]	Width Overall [mm]	Depth Overall [mm]	Invert [mm]	Invert Type	Weight [kg]	Pack Quantity	Lead Time
<b>ACO KerbDrain® HB305 Half battered kerb units</b>									
7959	KDHB305 1000mm	1000	150	305	280	1	53.3	14	4 days
7961	KDHB305 500mm	500	150	305	280	1	27.0	28	4 days
7972	KDHB305 500mm blind unit	500	150	305	280	1	28.0	28	4 days
7960	KDHB305 250mm	250	150	305	280	1	12.5	28	Call sales
<b>ACO KerbDrain® HB305 Half battered access unit</b>									
7962	KDHB305 access unit*	500	150	305	280	1	30.8	56	4 days
<b>ACO KerbDrain® HB305 Half battered drop kerb units</b>									
7966	KDHB305 LH drop kerb	915	150	305/205	280/180	1	50.7	20	4 days
7967	KDHB305 RH drop kerb	915	150	305/205	280/180	1	50.2	20	4 days
<b>ACO KerbDrain® HB305 Half battered/SP280 Splayed centre stone 25mm upstand</b>									
7965	KerbDrain® HB305/SP280 centre stone	915	150	205	180	1	47.0	21	4 days
4993	KerbDrain® HB305/SP280 centre stone access unit	500	150	205	180	-	22.6	28	4 days
<b>ACO KerbDrain® HB305 Half battered perforated centre stone 25mm upstand</b>									
4982	KDHB305 perforated centre stone	915	150	205	180	1	45.2	21	4 days
4997	HeelGuard™ insert (4 per unit required)	50				-	0.1	4	4 days
<b>ACO KerbDrain® HB305 Bullnosed bus stop kerb units 180mm upstand</b>									
4356	KDHB305 bus stop kerb	500	150	360	335	1	38.3	14	4 days
<b>ACO KerbDrain® HB305 Bullnosed bus stop kerb transition units 180mm upstand</b>									
4358	KDHB305 LH BS transition kerb	1000	150	360/305	280/335	1	70.6	12	4 days
4357	KDHB305 RH BS transition kerb	1000	150	360/305	280/335	1	70.6	12	4 days



7961



7962



7967



4356

\* Preformed Ø110mm round knockout for vertical outlet.

Product Code	Description	Length [mm]	Width Overall [mm]	Depth Overall [mm]	Invert [mm]	Invert Type	Weight [kg]	Pack Quantity	Lead Time
<b>ACO KerbDrain® HB305 Half battered left and right hand flush drainable drop kerb assembly straight</b>									
7995	KDHB305 flush LH drop kerb	1500	150	305/180	280/155	1	75.5	1	4 days
7996	KDHB305 flush RH drop kerb	1500	150	305/180	280/155	1	75.5	1	4 days
<b>ACO KerbDrain® HB305 Half battered flush drainable centre stone straight 0-6mm upstand</b>									
7992	KDHB305 drainable centre stone	1000	150	180	155	1	36.8	1	4 days
<b>ACO KerbDrain® HB305 Half battered flush drainable centre stone 6m external radius</b>									
4985	KDHB305 flush drainable centre stone	496	150	180	155	1	19.3	21	4 days
<b>ACO KerbDrain® HB305 Half battered mitre units</b>									
7968	KDHB305 7-6m external mitre	500/487	150	305	280	1	27.2	28	4 days
7969	KDHB305 10-8m external mitre	500/490	150	305	280	1	27.2	28	4 days
7970	KDHB305 25-11m external mitre	500/493	150	305	280	1	27.5	28	4 days
7971	KDHB305 25-11m internal mitre	500/503	150	305	280	1	28.0	28	4 days
<b>ACO KerbDrain® HB305 Half battered 6m external radius kerb</b>									
4984	KDHB305 6m external radius	496	150	305	280	1	28.8	28	4 days
<b>ACO KerbDrain® HB305 Half battered 1.8m external radius kerb</b>									
4990	KDHB305 1.8m radius	470	150	305	280	1	28.0	28	4 days
<b>ACO KerbDrain® HB305 Half battered quadrant</b>									
4992	KDHB305 quadrant	305	305	305	280	1	33.2	16	4 days
<b>ACO KerbDrain® HB305 Half battered 90° internal angle</b>									
4991	KDHB305 internal angle	305	150	305	280	1	24.7	16	4 days
<b>ACO KerbDrain® HB305 Multifunctional end cap with 110mm diameter outlet</b>									
4941	KerbDrain® HB255, SP280 & HB305 multifunctional end cap	70	160	245	225	-	0.16	10	4 days
<b>ACO KerbDrain® Inlet Plug</b>									
4250	KerbDrain HB Inlet Plug	106	77	35	-	-	0.04	-	4 days



7995



7992



4985



7968



7970



4984



4992



4991



4941



4250

# ACO KerbDrain® SP380

Suitable for Load Class applications C 250, D 400

ACO KerbDrain® SP380 one-piece combined kerb and drainage unit with 75mm - 100mm upstand. The system carries the BSI Kitemark™ and is manufactured from a polymeric based material. The system is available in 500mm and 1000mm units. Internal width 100mm.



Product Code	Description	Length [mm]	Width Overall [mm]	Depth Overall [mm]	Invert [mm]	Invert Type	Weight [kg]	Pack Quantity	Lead Time
<b>ACO KerbDrain® SP380 Splayed kerb units</b>									
4241	KDSP380 1000mm	1000	150	380	355	1	60.3	14	4 days
4240	KDSP380 500mm	500	150	380	355	1	29.3	28	4 days
<b>ACO KerbDrain® SP380 Splayed access unit</b>									
4242	KDSP380 access unit*	500	193	380	355	1	39.9	14	4 days
<b>ACO KerbDrain® SP380 Splayed drop kerb units</b>									
4243	KDSP380 LH drop kerb	1000	150	380/305	355/280	1	61.6	15	4 days
4244	KDSP380 RH drop kerb	1000	150	380/305	355/280	1	61.6	15	4 days
<b>ACO KerbDrain® SP380 Splayed centre stone with 25mm upstand</b>									
4236	KDSP380 centre stone	1000	150	305	280	1	60.3	14	4 days
4350	KDSP380 perforated centre stone	1000	150	305	280	1	57.6	14	4 days
4997	HeelGuard™ insert (4 per unit required)	50	-	-	-	-	0.1	4	4 days
<b>ACO KerbDrain® SP380 Splayed transition units</b>									
4245	KDSP380 LH transition unit	500	150	405/380	380/355	14	32.1	24	4 days
4246	KDSP380 RH transition unit	500	150	405/380	380/355	14	32.1	24	4 days
<b>ACO KerbDrain® SP380 Multifunctional end cap with 160mm diameter outlet</b>									
4249	KerbDrain® SP380, HB405, SP455, HB480 & SP480 multifunctional end cap	85	160	420	394	-	0.32	10	4 days
<b>ACO KerbDrain® Inlet Plug</b>									
4251	KerbDrain SP Inlet Plug	78	71	45	-	-	0.04	-	4 days



4240



4242



4243



4245



4249




4251

# ACO KerbDrain® HB405

Suitable for Load Class applications C 250, D 400

ACO KerbDrain® HB405 one-piece combined kerb and drainage unit with 100mm - 125mm upstand. The system carries the BSI Kitemark™ and is manufactured from a polymeric based material. The system is available in 500mm and 1000mm units. Internal width 100mm.



Product Code	Description	Length [mm]	Width Overall [mm]	Depth Overall [mm]	Invert [mm]	Invert Type	Weight [kg]	Pack Quantity	Lead Time
<b>ACO KerbDrain® HB405 Half battered kerb units</b>									
4232	KDHB405 1000mm	1000	150	405	380	1	64.0	14	4 days
4231	KDHB405 500mm	500	150	405	380	1	31.6	28	4 days
4230	KDHB405 500mm blind unit	500	150	405	380	1	33.2	28	4 days
<b>ACO KerbDrain® HB405 Half battered access unit</b>									
4233	KDHB405 access unit*	500	150	405	380	1	36.0	14	4 days
<b>ACO KerbDrain® HB405 Half battered drop kerb units</b>									
4234	KDHB405 LH drop kerb	1000	150	405/305	380/280	1	64.2	15	4 days
4235	KDHB405 RH drop kerb	1000	150	405/305	380/280	1	64.2	15	4 days
<b>ACO KerbDrain® HB405 Half battered centre stone with 25mm upstand</b>									
4236	KDHB405 centre stone	1000	150	305	280	1	60.3	14	4 days
32716	HB405/SP380/BN305 centre stone access unit	500	150	305	280	-	25.9	28	Call sales
<b>ACO KerbDrain® HB405 Half battered perforated centre stone 25mm upstand</b>									
4350	KDHB405 perforated centre stone	1000	150	305	280	1	59.7	14	4 days
4997	HeelGuard™ insert (4 per unit required)	50	-	-	-	-	0.1	4	4 days
<b>ACO KerbDrain® HB405 Bullnosed bus stop kerb units 180mm upstand</b>									
4359	KDHB405 BN bus stop kerb	500	150	460	435	1	43.2	14	4 days
<b>ACO KerbDrain® HB405 Bullnosed bus stop kerb transition units 180mm upstand</b>									
4361	KDHB405 LH BN bus stop transition kerb	1000	150	460/405	380/435	1	82.6	10	4 days
4360	KDHB405 RH BN bus stop transition kerb	1000	150	460/405	380/435	1	82.6	10	4 days



4231



4233



4234



4245

\* Preformed Ø110mm round knockout for front, rear and vertical outlet.

Product Code	Description	Length [mm]	Width Overall [mm]	Depth Overall [mm]	Invert [mm]	Invert Type	Weight [kg]	Pack Quantity	Lead Time
<b>ACO KerbDrain® HB405 Half battered left and right hand flush drainable drop kerb assembly straight</b>									
4367	KDHB405 flush LH drop kerb	1500	150	405/280	380/255	1	96.1	8	4 days
4368	KDHB405 flush RH drop kerb	1500	150	405/280	380/255	1	96.1	8	4 days
<b>ACO KerbDrain® HB405 Half battered flush drainable centre stone straight 0-6mm upstand</b>									
4362	KDHB405 drainable centre stone	1000	150	280	255	1	48.7	14	4 days
<b>ACO KerbDrain® HB405 Half battered mitre units</b>									
4353	KDHB405 7-6m external mitre	500/487	150	405	380	1	32.6	28	4 days
4352	KDHB405 10-8m external mitre	500/490	150	405	380	1	32.7	28	4 days
4351	KDHB405 25-11m external mitre	500/493	150	405	380	1	32.8	28	4 days
4354	KDHB405 25-11m internal mitre	500/503	150	405	380	1	33.2	28	4 days
<b>ACO KerbDrain® HB405 Half battered 6m external radius kerb</b>									
4355	KDHB405 6m external radius	496	150	405	380	1	33.9	28	4 days
<b>ACO KerbDrain® HB405 Multifunctional end cap with 160mm diameter outlet</b>									
4249	SP380, HB405, SP455, HB480 & SP480 multifunctional end cap	85	160	420	394	-	0.32	10	4 days
<b>ACO KerbDrain® Inlet Plug</b>									
4250	KerbDrain HB Inlet Plug	106	77	35	-	-	0.04	-	4 days



# ACO KerbDrain® SP455

Suitable for Load Class applications C 250, D 400

ACO KerbDrain® SP455 Splayed one-piece combined kerb and drainage unit with 75mm - 100mm upstand. The system carries the BSI Kitemark™ and is manufactured from a polymeric based material.



Product Code	Description	Length [mm]	Width Overall [mm]	Depth Overall [mm]	Invert [mm]	Invert Type	Weight [kg]	Pack Quantity	Lead Time
<b>ACO KerbDrain® SP455 Splayed kerb unit</b>									
4375	KDSP455 1000mm channel unit	1000	150	455	430	1	73.3	14	4 days
4370	KDSP455 500mm channel unit	500	150	455	430	1	36.5	28	4 days
<b>ACO KerbDrain® SP455 Splayed access unit</b>									
4371	KDSP455 access unit	500	194	455	430	1	49.3	12	4 days
<b>ACO KerbDrain® SP455 Splayed drop kerb units</b>									
4379	KDSP455 LH drop kerb	915	150	455/375	429/348	1	61.3	10	4 days
4378	KDSP455 RH drop kerb	915	150	455/375	429/348	1	62.0	10	4 days
<b>ACO KerbDrain® SP455 Splayed centre stone 25mm upstand</b>									
4933	SP455/HB480 centre stone	915	150	375	350	1	62.5	14	4 days
4983	SP455/HB480 perforated centre stone	915	150	375	350	1	63.0	14	4 days
4997	HeelGuard™ insert (4 per unit required)	50	-	-	-	-	0.1	4	4 days
<b>ACO KerbDrain® SP455 Splayed transition units</b>									
4372	KDSP455 SP455 LH transition unit	500	150	480/430	455/430	1	38.1	24	4 days
4373	KDSP455 SP455 RH transition unit	500	150	480/430	455/430	1	38.1	24	4 days
<b>ACO KerbDrain® SP455 Multifunctional end cap with 160mm diameter outlet</b>									
4249	SP380, HB405, SP455, HB480 & SP480 multifunctional end cap	85	160	420	394	-	0.32	10	4 days
<b>ACO KerbDrain® Inlet Plug</b>									
4251	KerbDrain SP Inlet Plug	78	71	45	-	-	0.04	-	4 days



4370



4371



4379



4372



4249



4251

# ACO KerbDrain® HB480

Suitable for Load Class applications C 250, D 400

ACO KerbDrain® HB480 one-piece combined kerb and drainage unit with 100mm - 125mm upstand. The system carries the BSI Kitemark™ and is manufactured from a polymeric based material. Internal width 100mm.



Product Code	Description	Length [mm]	Width Overall [mm]	Depth Overall [mm]	Invert [mm]	Invert Type	Weight [kg]	Pack Quantity	Lead Time
<b>ACO KerbDrain® HB480 Half battered kerb units</b>									
4925	KDHB480 1000mm channel unit	1000	150	480	455	1	77.2	14	4 days
4926	KDHB480 500mm channel unit	500	150	480	455	1	37.3	28	4 days
4923	KDHB480 500mm blind unit	500	150	480	455	1	36.4	28	4 days
<b>ACO KerbDrain® HB480 Half battered access unit</b>									
4927	KDHB480 access unit*	500	150	480	455	1	38.4	28	4 days
<b>ACO KerbDrain® HB480 Half battered drop kerb units</b>									
4931	KDHB480 LH drop kerb	915	150	480/375	455/350	1	69.0	10	4 days
4932	KDHB480 RH drop kerb	915	150	480/375	455/350	1	68.4	10	4 days
<b>ACO KerbDrain® HB480 Half battered centre stone 25mm upstand</b>									
4933	KDHB480 centre stone	915	150	375	350	1	62.5	14	4 days
<b>ACO KerbDrain® HB480 Half battered perforated centre stone 25mm upstand</b>									
4983	KDHB480 perforated centre stone	915	150	375	350	1	63.0	14	4 days
4997	HeelGuard™ insert (4 per unit required)	50	-	-	-	-	0.1	4	4 days
<b>ACO KerbDrain® HB480 Bullnosed bus stop kerb units 180mm upstand</b>									
4964	KDHB480 bus stop kerb	500	150	535	510	1	44.9	28	4 days
<b>ACO KerbDrain® HB480 Bullnosed bus stop kerb transition units 180mm upstand</b>									
4965	KDHB480 LH BS transition kerb	1000	150	535/480	455/510	1	83.4	14	4 days
4966	KDHB480 RH BS transition kerb	1000	150	535/480	455/510	1	83.4	14	4 days



4926



4927



4933



4983

Product Code	Description	Length [mm]	Width Overall [mm]	Depth Overall [mm]	Invert [mm]	Invert Type	Weight [kg]	Pack Quantity	Lead Time
<b>ACO KerbDrain® HB480 Half battered mitre units</b>									
4934	KDHB480 7-6m external mitre	500/487	150	480	455	1	37.5	28	4 days
4935	KDHB480 10-8m external mitre	500/490	150	480	455	1	37.0	28	4 days
4936	KDHB480 25-11m external mitre	500/493	150	480	455	1	36.5	28	4 days
4937	KDHB480 25-11m internal mitre	500/503	150	480	455	1	37.4	28	4 days
<b>ACO KerbDrain® HB480 Half battered cable loop unit</b>									
4943	KDHB480 cable loop	150	150	480	455	1	12.2	16	4 days
<b>ACO KerbDrain® HB480 Multifunctional end cap with 160mm diameter outlet</b>									
4249	SP380, HB405, SP455, HB480 & SP480 multifunctional end cap	85	160	420	394	-	0.32	10	4 days
<b>ACO Junction channel black</b>									
32310	KDHB480 junction unit	1000	160	350	325	-	58.1	1	4 days
32305	KDHB480 junction access unit	500	160	350	325	-	30.2	1	4 days
<b>ACO KerbDrain® HB480 Half battered junction channel inlet/outlet end cap</b>									
32509	KDHB480 junction end cap	500	160	450	-	-	0.36	1	4 days
<b>ACO KerbDrain® Inlet Plug</b>									
4250	KerbDrain HB Inlet Plug	106	77	35	-	-	0.04	-	4 days



4934



4936



4943



4250

## NEW! ACO KerbDrain® Inlet Plugs

Reduces cost and CO<sub>2</sub> emissions related to maintenance during installation.

Specifically designed to assist in avoiding costly cleaning caused by debris entering the channels during the installation period. There are two products for our KerbDrain D400 Half Batter and Splay systems, which closes the inlet holes on the channels during initial installation and also the installation of any finished road surface. This helps to reduce the amount of debris associated with installation, from falling into the channels, which leads to costly and time consuming cleaning, which could delay completion of time specific site hand over.



Product Code	Description	Length [mm]	Width Overall [mm]	Depth Overall [mm]	Weight [kg]	Pack Quantity	Lead Time
<b>ACO KerbDrain® Inlet Plug</b>							
4250	KerbDrain HB Inlet Plug	106	77	35	0.04	-	4 days
4251	KerbDrain SP Inlet Plug	78	71	45	0.04	-	4 days



Photo shows Installation prior to completion

# ACO KerbDrain® Splayed Gully and KerbDrain® Accessories

ACO KerbDrain® splayed gully units provide the outfall connection of the system to traditional underground drainage or road gullies, management of silt, and access for maintenance and cleaning. The gully unit also provides fast and simple connection between any sizes of splayed unit within the ACO KerbDrain® range.



Product Code	Description	Weight [kg]	Pack Quantity	Lead Time
<b>ACO KerbDrain® Splayed gully unit assemblies</b>				
4380	KDSPG splayed gully access top assembly	76.7	1	4 days
4381	KDSP610 splayed gully access and shallow base assembly*	110.47	1	4 days
4382	KDSP611 splayed gully access top and deep base assembly*	119.14	1	4 days
4383	KDSP612RE splayed gully access top and foul air trap deep base*	119.44	1	4 days
4384	KDSP615 splayed gully access top and road gully connector assembly*	88.41	1	4 days
* includes gully bucket				
<b>ACO KerbDrain® Splayed gully unit components</b>				
4377	KDP splayed gully access frame and cover only	45.7	12	4 days
4930	KDSP Splayed gully top intermediate unit only	29.4	8	4 days
1614	Shallow gully base only	25.4	8	4 days
4520	Deep gully base only	37.2	6	4 days
7060	615 Gully pot connector only	7.0	28	4 days
1616	Gully bucket only	4.7	1	4 days
<b>Accessories</b>				
0056	820 Drain union PVC-U Ø110mm	0.1	5	4 days
0058	822 Drain union PVC-U Ø160mm	0.5	5	4 days
2723	823 Drain union PVC-U Ø200mm	0.6	5	4 days
2638	922 Foul air-trap PVC-U Ø160mm	1.9	5	4 days
7932	950 Roddable foul air-trap Ø160mm	0.8	5	4 days
1367	Lifting tool No 835 (for access unit)	0.2	1	4 days



4380

4381

4382

4383

4384



0056



2638



7932



1367

# ACO KerbDrain® Half Battered Gully and KerbDrain® Accessories

ACO KerbDrain® half battered gully units provide the outfall connection of the system to traditional underground drainage or road gullies, management of silt, and access for maintenance and cleaning. The gully unit also provides fast and simple connection between any sizes of half battered unit within the ACO KerbDrain® range.




Product Code	Description	Weight [kg]	Pack Quantity	Lead Time
<b>ACO KerbDrain® Half battered gully unit assemblies</b>				
4928	KDHBG half battered gully access top assembly	76.8	1	4 days
4182	KDHB610 half battered gully access top and shallow base assembly*	107	1	4 days
4183	KDHB611 half battered gully access top and deep base assembly*	124	1	4 days
4184	KDHB612RE half battered gully access top and deep base with roddable foul air trap assembly*	124	1	4 days
4185	KDHB615 half battered gully access top and Ø450mm road gully connector assembly*	88.1	1	4 days
* includes gully bucket				
<b>ACO KerbDrain® Half battered gully unit components</b>				
4929	KDHB half battered gully access frame and cover only	50.8	12	4 days
4930	KDHB half battered gully top intermediate unit only	29.4	8	4 days
1614	Shallow gully base only	25.4	8	4 days
4520	Deep gully base only	37.2	6	4 days
7060	615 gully pot connector only	7.0	28	4 days
1616	Gully bucket only	4.7	1	4 days
<b>Accessories</b>				
0056	820 Drain union PVC-U Ø110mm	0.1	5	4 days
0058	822 Drain union PVC-U Ø160mm	0.5	5	4 days
2723	823 Drain union PVC-U Ø200mm	0.6	5	4 days
2638	922 Foul air-trap PVC-U Ø160mm	1.9	5	4 days
7932	950 Roddable foul air-trap Ø160mm	0.8	5	4 days
1367	Lifting tool No 835 (for access unit)	0.2	1	4 days




## NEW! ACO KerbDrain® E Class

Suitable for Load Class applications C 250, D 400, E 600

Certified up to Load Class E 600, KerbDrain E channels are ideal for areas subject to higher wheel loads, such as junctions and roundabouts. With high-capacity channels available for larger catchment areas, the KerbDrain E 600 range delivers maximum durability and efficient surface water conveyance for Highways projects. Each KerbDrain channel has an upstand of 100 and 125mm.



Product Code	Description	Length [mm]	Width Overall [mm]	Depth Overall [mm]	Invert [mm]	Weight [kg]	Pack Quantity	Lead Time
<b>ACO KerbDrain® HB305E Half battered</b>								
32002	HB305E channel 500mm E 600	500	190	305	280	42.2	24	Call sales
32003	HB305E access unit 500mm E 600	500	190	305	280	41.3	24	Call sales
32033	HB305E LH gully or D/E transition unit D 400	500	150/190	305	280	38.2	24	Call sales
32032	HB305E RH gully or E/D transition unit D 400	500	190/150	305	280	38.2	24	Call sales
<b>ACO KerbDrain® HB305 D/E Multifunctional end cap with 110mm diameter outlet</b>								
4941	HB305 D/E multifunctional end cap	3	160	245	n/a	0.16	10	Call sales
32599	Polymer concrete repair kit †	-	-	-	-	1†	1	Call sales
<b>ACO KerbDrain® HB480E Half battered</b>								
32006	HB480E channel 500mm E 600	500	190	480	455	57.1	12	Call sales
32007	HB480E access unit 500mm E 600	500	190	480	455	55.9	12	Call sales
32037	HB480E LH gully or D/E transition unit D 400	500	150/190	480	455	49.8	24	Call sales
32036	HB480E RH gully or E/D transition unit D 400	500	190/150	480	455	49.8	24	Call sales
<b>ACO KerbDrain® HB405 &amp; HB480 D/E Multifunctional end cap with 160mm diameter outlet</b>								
4249	HB405 & HB480 D/E multifunctional end cap	3	160	420	n/a	0.32	10	Call sales



32002



32006




32007

† Repair kit includes 0.5kg tin of natural colour polyester concrete repair resin, grey and black pigment, hardener paste, mixing instructions and material safety data sheets.

# NEW! ACO KerbDrain® E+ Class

Suitable for Load Class applications C 250, D 400, E 600

The ACO KerbDrain® E+ half battered range has a large hydraulic capacity to further compliment our existing KerbDrain® products. With a load classification E 600 this channel can be used in areas subjected to large numbers of high speed heavy goods vehicles and large catchment areas eg distribution yards. Each KerbDrain channel has an upstand of 100 and 125mm.



Product Code	Description	Length [mm]	Width Overall [mm]	Depth Overall [mm]	Invert [mm]	Weight [kg]	Pack Quantity	Lead Time
<b>ACO KerbDrain® HB370E+ half battered</b>								
4405	HB370E+ channel 500mm E 600	500	240	370	342	50.1	20	Call sales
4406	HB370E+ access unit 500mm E 600	500	240	370	342	50.1	20	Call sales
<b>ACO KerbDrain® HB370E+ end cap</b>								
4402	HB E+ universal closing end cap	50	240	480	N/A	12.6	1	Call sales
4412	HB370E+ LH outlet end cap	150	240	370	347	7.6	1	Call sales
4411	HB370E+ RH outlet end cap	150	240	370	347	7.6	1	Call sales
<b>ACO KerbDrain® HB480E+ half battered</b>								
4400	HB480E+ channel 500mm E 600	500	240	480	452	57.3	20	Call sales
4401	HB480E+ access unit 500mm E 600	500	240	480	452	57.5	20	Call sales
<b>ACO KerbDrain® HB480E+ Half Battered mitre units</b>								
4415	HB480E+ 7-6m external mitre channel 500/480mm E 600	500/480	240	480	452	54.2	20	Call sales
4416	HB480E+ 10-8m external mitre channel 500/485mm E 600	500/485	240	480	452	54.6	20	Call sales
4417	HB480E+ 25-11m external mitre channel 500/489mm E 600	500/489	240	480	452	54.8	20	Call sales
4418	HB480E+ 25-11m internal mitre channel 500/511mm E 600	500/511	240	480	452	56.2	20	Call sales
<b>ACO KerbDrain® HB480E+ end cap</b>								
4402	HBE+ universal closing end cap	50	240	480	N/A	12.6	1	Call sales
4403	HB480E+ LH outlet end cap	150	240	480	455	10.4	1	Call sales
4404	HB480E+ RH outlet end cap	150	240	480	455	10.4	1	Call sales
32599	Polymer concrete repair kit †	-	-	-	-	1.0	1	Call sales



4405



4406



32723



32599

† Repair kit includes 0.5kg tin of natural colour polyester concrete repair resin, grey and black pigment, hardener paste, mixing instructions and material safety data sheets.




Product Code	Description	Length [mm]	Width Overall [mm]	Depth Overall [mm]	Invert [mm]	Weight [kg]	Pack Quantity	Lead Time
<b>ACO KerbDrain® half battered gully units</b>								
32017	KerbDrain® HB-D/E/E+ Gully Access Top Assembly E 600*	500	390	520	-	90	1	Call sales
32018	KerbDrain® HB-D/E/E+ Gully Assembly Shallow E 600*	500	390	870	848	123	1	Call sales
32019	KerbDrain® HB-D/E/E+ Gully Assembly Deep E 600*	500	390	1025	970	132	1	Call sales
32020	KerbDrain® HB-D/E/E+ Gully Assembly Deep with Roddable Foul Air Trap E 600*	500	390	1025	788	133	1	Call sales
32021	KerbDrain® HB-D/E/E+ Gully Top Assembly and Ø450mm Adaptor E 600*	500	390	823	-	98	1	Call sales

\* Using D class KerbDrain with this gully will require the use of a transition unit.


# NEW! ACO KerbDrain® CycleKerb

Suitable for Load Class applications C 250, D 400

ACO KerbDrain® CycleKerb builds on ACO's popular KerbDrain range with products specifically designed for cycle lanes. Able to be connected to our current HB305 channels, the CycleKerb units provide continuous drainage of cycle paths as well as ensuring safe and distinct transitions between pedestrian and non-pedestrian areas. The main CycleKerb unit has an upstand of 60mm.



Product Code	Description	Length [mm]	Width Overall [mm]	Depth Overall [mm]	Invert [mm]	Weight [kg]	Pack Quantity	Lead Time
<b>ACO KerbDrain® Cyclekerb units</b>								
32710	BN305 channel 60mm upstand	1000	150	305	280	60.1	14	Call sales
32716	HB405/SP380/BN305 centre stone access unit	500	150	305	280	28.5	28	Call sales
<b>Transition units for entry/exit of stepped cycle lanes</b>								
32723	BN305 LH transition HB to bullnose	500	150	305	280	29.0	28	Call sales
32724	BN305 RH transition bullnose to HB	500	150	305	280	29.0	28	Call sales
7972	HB305 half battered 500mm blind unit**	500	150	305	280	28.0	28	Call sales
4236	HB405/SP380/BN305 bullnose centre stone**	1000	150	305	280	60.3	14	Call sales
<b>Pedestrian/cycle lane units for dropped kerb for vehicle access</b>								
32711	BN305 centre stone 25mm upstand	1000	150	270	245	53.8	14	Call sales
32721	BN305 LH drop kerb 60mm to 25mm upstand	500	150	305/270	280/245	29.9	14	Call sales
32722	BN305 RH drop Kerb 25mm to 60mm upstand	500	150	270/305	245/280	29.9	14	Call sales
<b>Pedestrian crossings - units for level pedestrian crossings across the cycle lane</b>								
4236	HB405/SP380/BN305 centre stone	1000	150	305	280	60.3	14	Call sales
32716	HB405/SP380/BN305 centre stone access unit	500	150	305	280	28.5	28	Call sales
<b>Pedestrian crossings - units flush with carriageway (T-Junction) units</b>								
32723	BN305 LH transition HB to bullnose	500	150	305	280	29.0	28	Call sales
32724	BN305 RH transition bullnose to HB	500	150	305	280	29.0	28	Call sales
4992	HB305 external quadrant unit**	305	305	305	280	33.2	4	Call sales
7995	HB305 left hand flush drop kerb assembly	1500	150	305/180	280/155	75.5	1	Call sales
7996	HB305 right hand flush drop kerb assembly	1500	150	305/180	280/155	75.5	1	Call sales
7992	HB305 flush drainable centre stone 0-6mm upstand	1000	150	180	155	36.8	21	Call sales
4985	HB305 flush drainable centre stone 6m external radius	496	150	180	155	19.3	42	Call sales



\*\* Blind units can be used to decrease the slope of entry/exit to the cyclelane, where space allows.

Product Code	Description	Length [mm]	Width Overall [mm]	Depth Overall [mm]	Invert [mm]	Weight [kg]	Pack Quantity	Lead Time
<b>ACO KerbDrain® BN305 Multifunctional end cap</b>								
4941	HB255, SP280 & HB305 multifunctional end cap	70	160	245	255	0.2	10	Call sales
<b>ACO KerbDrain® Bullnose gully assemblies</b>								
32726	Bullnose gully access top assembly D 400	500	392	415	-	70.0	1	Call sales
32727	Bullnose gully access top and shallow base assembly D 400	500	392	765	-	98.0	1	Call sales
32728	Bullnose gully access top and deep base assembly D 400	500	392	920	-	106	1	Call sales
32729	Bullnose gully access top and deep base with roddable foul air trap assembly D 400	500	392	920	-	107	1	Call sales
32730	Bullnose gully access top and ø450mm road gully connector assembly D 400	500	392	720	-	79.0	1	Call sales
<b>ACO KerbDrain® accessories</b>								
0056	820 drain union PVC-U Ø110mm	100	110	-	-	0.1	5	4 days
0058	822 drain union PVC-U Ø160mm	150	160	-	-	0.5	5	4 days
2723	823 drain union PVC-U Ø200mm	200	200	-	-	0.6	5	4 days
2638	922 foul air trap PVC-U Ø160mm	-	160	-	-	1.9	5	4 days
7932	950 roddable foul air trap MDPE Ø160mm	-	160	-	-	0.8	5	4 days



0056



0058



2638




7932



# NEW! ACO KerbDrain® BridgeDeck HB

Suitable for Load Class applications A15, B 125, C 250, D 400

The range is designed with a HB profile, ensuring safety by deflecting vehicles travelling at low speeds back into the main carriageway and away from pedestrians. They are ideal for all types of bridge structures, from footbridges to viaducts. BridgeDeck is available in four different widths, all in 0.5m lengths, with two dedicated expansion joint solutions, and is compatible for use with our other Half Battered KerbDrain product solutions, ensuring a seamless transition between systems. Can be installed to 100 - 125mm upstand.



Product Code	Description	Length [mm]	Width Overall [mm]	Depth Overall [mm]	Invert [mm]	Weight [kg]	Pack Quantity	Lead Time
<b>HB100 ACO KerbDrain® BridgeDeck channel (ductile iron - black)</b>								
43521	HB100 BridgeDeck channel	500	115	226	218	21.1	1	Call sales
<b>HB160 ACO KerbDrain® BridgeDeck channel (ductile iron - black)</b>								
43519	HB160 BridgeDeck channel	500	166	226	218	25.7	1	Call sales
<b>HB240 ACO KerbDrain® BridgeDeck channel (ductile iron - black)</b>								
43517	HB240 BridgeDeck channel	500	233	226	218	31.5	1	Call sales
<b>HB360 ACO KerbDrain® BridgeDeck channel (ductile iron - black)</b>								
43511	HB360 BridgeDeck channel	500	335	226	218	42.9	1	Call sales
<b>HB360 ACO KerbDrain® BridgeDeck access unit (ductile iron - black)</b>								
43512	HB360 BridgeDeck access unit	500	335	226	218	44.0	1	Call sales
<b>ACO KerbDrain® BridgeDeck half battered moulded expansion joint kit (Type 5)</b>								
43553	BridgeDeck moulded expansion joint kit	1754	335	226	218	129.5	1	Call sales
<b>ACO KerbDrain® BridgeDeck half battered polymer expansion joint kit (Type 1)</b>								
43551	BridgeDeck polymer expansion joint kit	1758	335	226	218	150.1	1	Call sales
<b>ACO KerbDrain® BridgeDeck outlet connectors (ductile iron - black)</b>								
43524	Ø110mm BridgeDeck outlet connector	150	150	66	N/A	1.31	1	Call sales
43523	Ø160mm BridgeDeck outlet connector	200	200	88	N/A	2.25	1	Call sales
<b>ACO KerbDrain® BridgeDeck multifunctional end cap - black polymer</b>								
43536	BridgeDeck HB multifunctional end cap	335	40	226	N/A	5.61	1	Call sales




43521



43519



43517



43511



43512



43553




43551

## NEW! ACO KerbDrain® BridgeDeck SP

Suitable for Load Class applications A15, B 125, C 250, D 400

The range is designed to ensure safety by allowing vehicles travelling at high speeds to mount the kerb, preventing them from deflecting back onto the carriageway. They are ideal for all types of bridge structures but should only be used where there are no footpaths, should vehicle traffic be present. Available in four different widths, with two dedicated expansion joint solutions, and is compatible for use with our other Half Battered KerbDrain product solutions, ensuring a seamless transition between systems. Can be installed to 75 - 100mm upstand.



Product Code	Description	Length [mm]	Width Overall [mm]	Depth Overall [mm]	Invert [mm]	Weight [kg]	Pack Quantity	Lead Time
<b>SP100 ACO KerbDrain® BridgeDeck channel (ductile iron - black)</b>								
43520	SP100 BridgeDeck channel	500	115	203	195	18.0	1	Call sales
<b>SP160 ACO KerbDrain® BridgeDeck channel (ductile iron - black)</b>								
43518	SP160 BridgeDeck channel	500	166	203	195	22.5	1	Call sales
<b>SP240 ACO KerbDrain® BridgeDeck channel (ductile iron - black)</b>								
43516	SP240 BridgeDeck channel	500	233	203	195	31.0	1	Call sales
<b>SP360 ACO KerbDrain® BridgeDeck channel (ductile iron - black)</b>								
43510	SP360 BridgeDeck channel	500	335	203	195	41.7	1	Call sales
<b>SP360 ACO KerbDrain® BridgeDeck access unit (ductile iron - black)</b>								
43513	SP360 BridgeDeck access unit	500	335	203	195	43.8	1	Call sales
<b>ACO KerbDrain® BridgeDeck splayed moulded expansion joint kit (Type 5)</b>								
43552	BridgeDeck moulded expansion joint kit	1754	335	203	195	126.3	1	Call sales
<b>ACO KerbDrain® BridgeDeck splayed expansion joint kit (Type 1)</b>								
43550	BridgeDeck polymer expansion joint kit	1758	335	203	195	143.5	1	Call sales
<b>ACO KerbDrain® BridgeDeck outlet connectors (ductile iron - black)</b>								
43524	Ø110mm BridgeDeck outlet connector	150	150	66	N/A	1.31	1	Call sales
43523	Ø160mm BridgeDeck outlet connector	200	200	88	N/A	2.25	1	Call sales
<b>ACO KerbDrain® BridgeDeck multifunctional end cap - black polymer</b>								
43535	BridgeDeck SP multifunctional end cap	335	40	203	N/A	4.97	1	Call sales



43520



43518



43516



43510



43552



43550



# ACO Qmax<sup>®</sup> 150 System

Suitable for Load Class applications A 15, B 125, C 250, D 400, E 600, F 900

Qmax channels fitted with integral water seals are available with a choice of three edge rail details. Carbon Neutral channels are manufactured from Polyethylene (PE), including recycled material. The system is CE and UKCA marked and fully certificated to EN 1433:2002.



Product Code	Description	Length [mm]	Width Overall [mm]	Depth Overall [mm]	Slot Width [mm]	Weight [kg]	Pack Quantity	Lead Time
<b>ACO Qmax<sup>®</sup> 150 with ACO Q-Flow ductile iron edge rail</b>								
32990	ACO Qmax <sup>®</sup> 150 channel assembly complete with ACO Q-Flow ductile iron edge rail	2010	Ø210	405	26	22.0	1	Call sales
<b>ACO Qmax<sup>®</sup> 150 with ACO Q-Guard ductile iron edge rail</b>								
32991	ACO Qmax <sup>®</sup> 150 channel assembly complete with ACO Q-Guard ductile iron edge rail	2010	Ø210	405	8	23.0	1	Call sales
<b>ACO Qmax<sup>®</sup> 150 with ACO Q-Flow galvanised steel edge rail</b>								
32992	ACO Qmax <sup>®</sup> 150 channel assembly complete with Q-Flow galvanised steel edge rail	2010	Ø210	405	26	12.0	1	Call sales
<b>ACO Qmax<sup>®</sup> 150 with ACO Q-Guard galvanised steel edge rail</b>								
32993	ACO Qmax <sup>®</sup> 150 channel assembly complete with ACO Q-Guard galvanised steel edge rail	2010	Ø210	405	8	12.0	1	Call sales
<b>ACO Qmax<sup>®</sup> 150 with ACO Q-Slot galvanised steel edge rail</b>								
32994	ACO Qmax <sup>®</sup> 150 channel assembly complete with ACO Q-Slot galvanised steel edge rail	2010	Ø210	500	10	20.5	1	Call sales
<b>ACO Qmax<sup>®</sup> 150 multifunctional end cap (closing/outlet/inlet)</b>								
32997	ACO Qmax <sup>®</sup> 150 multifunctional end cap	240	Ø210	-	-	1.0	1	Call sales
<b>ACO Qmax<sup>®</sup> 150 to 225 step connector</b>								
32995	ACO Qmax <sup>®</sup> 150 to 225 step connector (M to F)	-	Ø310	25	-	0.4	1	Call sales
<b>ACO Qmax<sup>®</sup> ductile iron edge rail protector</b>								
32854	ACO Qmax <sup>®</sup> ductile iron edge rail protector 15.25m roll	15.25	65	1.5	-	5.0	1	Call sales

### Ductile iron ATec edge rails

### Galvanised steel edge rails



ACO Q-Flow ductile iron edge rail



ACO Q-Guard ductile iron edge rail



ACO Q-Flow steel edge rail



ACO Q-Guard steel edge rail



ACO Q-Slot steel edge rail



32997



32995

# ACO Qmax® 225 System

Suitable for Load Class applications A 15, B 125, C 250, D 400, E 600, F 900

Qmax channels fitted with integral water seals are available with a choice of three edge rail details. Carbon Neutral channels are manufactured from Polyethylene (PE), including recycled material. The system is CE and UKCA marked and fully certificated to EN 1433:2002.



Product Code	Description	Length [mm]	Width Overall [mm]	Depth Overall [mm]	Slot Width [mm]	Weight [kg]	Pack Quantity	Lead Time
<b>ACO Qmax® 225 with ACO Q-Flow ductile iron edge rail</b>								
32800	ACO Qmax® 225 channel assembly complete with ACO Q-Flow ductile iron edge rail	2010	Ø290	480	26	24.0	1	Call sales
<b>ACO Qmax® 225 with ACO Q-Guard ductile iron edge rail</b>								
32801	ACO Qmax® 225 channel assembly complete with ACO Q-Guard ductile iron edge rail	2010	Ø290	480	8	25.0	1	Call sales
<b>ACO Qmax® 225 with ACO Q-Flow galvanised steel edge rail</b>								
32802	ACO Qmax® 225 channel assembly complete with ACO Q-Flow galvanised steel edge rail	2010	Ø290	480	26	17.8	1	Call sales
<b>ACO Qmax® 225 with ACO Q-Guard galvanised steel edge rail</b>								
32803	ACO Qmax® 225 channel assembly complete with ACO Q-Guard galvanised steel edge rail	2010	Ø290	480	10	15.3	1	Call sales
<b>ACO Qmax® 225 with ACO Q-Slot galvanised steel edge rail</b>								
32804	ACO Qmax® 225 channel assembly complete with ACO Q-Slot galvanised steel edge rail	2010	Ø290	574	10	22.9	1	Call sales
<b>ACO Qmax® 225 multifunctional end cap (closing/outlet/inlet)</b>								
42221	ACO Qmax® 225 multifunctional end cap	240	Ø290	Ø290	-	1.4	1	Call sales
<b>ACO Qmax® 225 to 350 step connector</b>								
32880	ACO Qmax® 225 to 350 step connector (M to F)	25	Ø435	-	-	0.8	1	Call sales
<b>ACO Qmax® 225 downpipe connector</b>								
44344	ACO Qmax® 225 downpipe connector Ø110mm outlet	100	120	146	-	0.16	1	Call sales
<b>ACO Qmax® ductile iron edge rail protector</b>								
32854	ACO Qmax® ductile iron edge rail protector 15.25m roll	15.25	65	1.5	-	5.0	1	Call sales

## Ductile iron ATec edge rails

## Galvanised steel edge rails



ACO Q-Flow ductile iron edge rail



ACO Q-Guard ductile iron edge rail



ACO Q-Flow steel edge rail



ACO Q-Guard steel edge rail



ACO Q-Slot steel edge rail



42221



32880



44344

# ACO Qmax<sup>®</sup> 350 System

Suitable for Load Class applications A 15, B 125, C 250, D 400, E 600, F 900

Qmax channels fitted with integral water seals are available with a choice of three edge rail details. Carbon Neutral channels are manufactured from Polyethylene (PE), including recycled material. The system is CE and UKCA marked and fully certificated to EN 1433:2002.



Product Code	Description	Length [mm]	Width Overall [mm]	Depth Overall [mm]	Slot Width [mm]	Weight [kg]	Pack Quantity	Lead Time
<b>ACO Qmax<sup>®</sup> 350 with ACO Q-Flow ductile iron edge rail</b>								
32810	ACO Qmax <sup>®</sup> 350 channel assembly complete with ACO Q-Flow ductile iron edge rail	2010	Ø415	600	26	28.3	1	Call sales
<b>ACO Qmax<sup>®</sup> 350 with ACO Q-Guard ductile iron edge rail</b>								
32811	ACO Qmax <sup>®</sup> 350 channel assembly complete with ACO Q-Guard ductile iron edge rail	2010	Ø415	600	8	29.3	1	Call sales
<b>ACO Qmax<sup>®</sup> 350 with ACO Q-Flow galvanised steel edge rail</b>								
32812	ACO Qmax <sup>®</sup> 350 channel assembly complete with ACO Q-Flow galvanised steel edge rail	2010	Ø415	600	26	24.0	1	Call sales
<b>ACO Qmax<sup>®</sup> 350 with ACO Q-Guard galvanised steel edge rail</b>								
32813	ACO Qmax <sup>®</sup> 350 channel assembly complete with ACO Q-Guard galvanised steel edge rail	2010	Ø415	600	10	21.5	1	Call sales
<b>ACO Qmax<sup>®</sup> 350 with ACO Q-Slot galvanised steel edge rail</b>								
32814	ACO Qmax <sup>®</sup> 350 channel assembly complete with ACO Q-Slot galvanised steel edge rail	2010	Ø415	700	10	29.1	1	Call sales
<b>ACO Qmax<sup>®</sup> 350 multifunctional end cap (closing/outlet/inlet)</b>								
42351	ACO Qmax <sup>®</sup> 350 multifunctional end cap	260	Ø415	Ø415	-	2.6	1	Call sales
<b>ACO Qmax<sup>®</sup> 350 downpipe connector</b>								
44344	ACO Qmax <sup>®</sup> 350 downpipe connector Ø110mm outlet	100	120	146	-	0.16	1	Call sales
<b>ACO Qmax<sup>®</sup> ductile iron edge rail protector</b>								
32854	ACO Qmax <sup>®</sup> ductile iron edge rail protector 15.25m roll	15.25	65	1.5	-	5.0	1	Call sales

### Ductile iron ATec edge rails

### Galvanised steel edge rails



ACO Q-Flow ductile iron edge rail



ACO Q-Guard ductile iron edge rail



ACO Q-Flow steel edge rail



ACO Q-Guard steel edge rail



ACO Q-Slot steel edge rail



42351



44344

# ACO Qmax® 150, 225 and 350 access, outlet/inlet and silt chambers

Suitable for Load Class applications A 15, B 125, C 250, D 400, E 600, F 900

Access chambers for ACO Qmax® channels 150, 225 and 350 channels provide 4-way channel connection, outlet/inlet pipework connections and local silt management. Available with D 400 lockable or F 900 hinged ductile iron slotted cover and frame or D 400 ACO Q-Slot galvanised steel recessed cover and frame.



Product Code	Description	Length [mm]	Width Overall [mm]	Depth Overall [mm]	Slot Width [mm]	Weight [kg]	Pack Quantity	Lead Time
<b>ACO Qmax® 150, 225 and 350 channel access, outlet and silt chambers with slotted cover and frame (assemblies)</b>								
32970	Access chamber with D 400 slotted cover and frame	565	565	640	10	48.0	1	Call sales
32971	Access chamber with F 900 slotted cover and frame	660	660	640	19	77.5	1	Call sales
32972	Outlet/Inlet chamber with D 400 slotted cover and frame	565	565	1095	10	52.0	1	Call sales
32973	Outlet/Inlet chamber with F 900 slotted cover and frame	660	660	1095	19	81.5	1	Call sales
32974	Outlet/Inlet/Silt chamber with D 400 slotted cover and frame	565	565	1600	10	60.0	1	Call sales
32975	Outlet/Inlet/Silt chamber with F 900 slotted cover and frame	660	660	1600	19	89.5	1	Call sales
<b>ACO Qmax® 150, 225 and 350 channel access, outlet and silt chambers with slotted cover and frame (components)</b>								
44355	Grating and frame D 400	400*	565 ††	100	10	40.0	1	Call sales
33604	Grating and frame F 900	400*	660 ††	100	19	69.5	1	Call sales
32966	Qmax® 150/225/350 Access chamber body only (shallow)	480	480	540	-	5.5	1	Call sales
32965	Qmax® 150/225/350 Access outlet inlet chamber body only (deep)	480	480	995	-	12.0	1	Call sales
<b>ACO Qmax® 150, 225 and 350 channel access, outlet and silt chambers with ACO Q-Slot cover and frame</b>								
32976	Access chamber with D 400 ACO Q-Slot recessed cover and frame	520	520	740	-	55.5	1	Call sales
32977	Outlet/Inlet chamber with D 400 ACO Q-Slot recessed cover and frame	520	520	1195	-	59.5	1	Call sales
32978	Outlet/Inlet/Silt chamber with D 400 ACO Q-Slot recessed cover and frame	520	520	1700	-	67.5	1	Call sales
<b>ACO Qmax® 150, 225 and 350 channel access, outlet and silt chambers with ACO Q-Slot cover and frame (components)</b>								
32851	Q-Slot galvanised steel recessed cover and frame class D 400	360*	520 ††	200	-	50.0	1	Call sales
32966	Qmax® 150/225/350 Access chamber body only (shallow)	480	480	540	-	5.5	1	Call sales
32965	Qmax® 150/225/350 Access outlet inlet chamber body only (deep)	480	480	995	-	12.0	1	Call sales



\* Clear opening size †† Over frame size

# ACO Qmax<sup>®</sup> 550 System

Suitable for Load Class applications A 15, B 125, C 250, D 400, E 600, F 900

Qmax channels fitted with integral water seals are available with a choice of three edge rail details. Carbon Neutral channels are manufactured from Polyethylene (PE), including recycled material. The system is CE and UKCA marked and fully certificated to EN 1433:2002.



Product Code	Description	Length [mm]	Width Overall [mm]	Depth Overall [mm]	Slot Width [mm]	Weight [kg]	Pack Quantity	Lead Time
<b>ACO Qmax<sup>®</sup> 550 with ACO Q-Flow ductile iron edge rail</b>								
32820	ACO Qmax <sup>®</sup> 550 channel assembly complete with ACO Q-Flow ductile iron edge rail	2010	635	920	26	44.0	1	Call sales
<b>ACO Qmax<sup>®</sup> 550 with ACO Q-Guard ductile iron edge rail</b>								
32821	ACO Qmax <sup>®</sup> 550 channel assembly complete with ACO Q-Guard ductile iron edge rail	2010	635	920	8	45.0	1	Call sales
<b>ACO Qmax<sup>®</sup> 550 with ACO Q-Flow galvanised steel edge rail</b>								
32822	ACO Qmax <sup>®</sup> 550 channel assembly complete with ACO Q-Flow galvanised steel edge rail	2010	635	920	26	35.6	1	Call sales
<b>ACO Qmax<sup>®</sup> 550 with ACO Q-Guard galvanised steel edge rail</b>								
32823	ACO Qmax <sup>®</sup> 550 channel assembly complete with ACO Q-Guard galvanised steel edge rail	2010	635	920	10	33.1	1	Call sales
<b>ACO Qmax<sup>®</sup> 550 with ACO Q-Slot galvanised steel edge rail</b>								
32824	ACO Qmax <sup>®</sup> 550 channel assembly complete with ACO Q-Slot galvanised steel edge rail	2010	635	1020	10	40.7	1	Call sales

### Ductile iron ATec edge rails

### Galvanised steel edge rails



ACO Q-Flow ductile iron edge rail



ACO Q-Guard ductile iron edge rail



ACO Q-Flow steel edge rail



ACO Q-Guard steel edge rail



ACO Q-Slot steel edge rail

Product Code	Description	Length [mm]	Width Overall [mm]	Depth Overall [mm]	Weight [kg]	Pack Quantity	Lead Time
<b>ACO Qmax® 550 closing end cap</b>							
32825	ACO Qmax® 550 closing end cap	635	12	715	3.5	1	Call sales
<b>ACO Qmax® 550 blanking end cap</b>							
32886	ACO Qmax® 550 blanking end cap	440	60	625	2.4	1	Call sales
<b>ACO Qmax® 550 to 700 step connector</b>							
32882	ACO Qmax® 550 to 700 step connector (M to F)	725	75	870	2.5	1	Call sales
<b>ACO Qmax® 550 chamber connectors</b>							
32826	ACO Qmax® 550 chamber connector assembly (pair)	-	-	-	11.8	1	Call sales
<b>ACO Qmax® 550 downpipe connector</b>							
44345	ACO Qmax® 550 downpipe connector Ø160mm outlet	120	178	197	0.16	1	Call sales
<b>ACO Qmax® ductile iron edge rail protector</b>							
32854	ACO Qmax® ductile iron edge rail protector 15.25m roll	15.25	65	1.5	5.0	1	Call sales



32825



32886



32882



32836 (male and female connector)



32854



# ACO Qmax<sup>®</sup> 700 System

Suitable for Load Class applications A 15, B 125, C 250, D 400, E 600, F 900

Qmax channels fitted with integral water seals are available with a choice of three edge rail details. Carbon Neutral channels are manufactured from Polyethylene (PE), including recycled material. The system is CE and UKCA marked and fully certificated to EN 1433:2002.



Product Code	Description	Length [mm]	Width Overall [mm]	Depth Overall [mm]	Slot Width [mm]	Weight [kg]	Pack Quantity	Lead Time
<b>ACO Qmax<sup>®</sup> 700 with ACO Q-Flow ductile iron edge rail</b>								
32830	ACO Qmax <sup>®</sup> 700 channel assembly complete with ACO Q-Flow ductile iron edge rail	2010	730	1070	26	49.7	1	Call sales
<b>ACO Qmax<sup>®</sup> 700 with ACO Q-Guard ductile iron edge rail</b>								
32831	ACO Qmax <sup>®</sup> 700 channel assembly complete with ACO Q-Guard ductile iron edge rail	2010	730	1070	8	50.7	1	Call sales
<b>ACO Qmax<sup>®</sup> 700 with ACO Q-Flow galvanised steel edge rail</b>								
32832	ACO Qmax <sup>®</sup> 700 channel assembly complete with ACO Q-Flow galvanised steel edge rail	2010	730	1070	26	41.9	1	Call sales
<b>ACO Qmax<sup>®</sup> 700 with ACO Q-Guard galvanised steel edge rail</b>								
32833	ACO Qmax <sup>®</sup> 700 channel assembly complete with ACO Q-Guard galvanised steel edge rail	2010	730	1070	10	39.4	1	Call sales
<b>ACO Qmax<sup>®</sup> 700 with ACO Q-Slot galvanised steel edge rail</b>								
32834	ACO Qmax <sup>®</sup> 700 channel assembly complete with ACO Q-Slot galvanised steel edge rail	2010	730	1170	10	47.0	1	Call sales

### Ductile iron ATec edge rails

### Galvanised steel edge rails



ACO Q-Flow ductile iron edge rail



ACO Q-Guard ductile iron edge rail



ACO Q-Flow steel edge rail



ACO Q-Guard steel edge rail



ACO Q-Slot steel edge rail

Product Code	Description	Length [mm]	Width Overall [mm]	Depth Overall [mm]	Weight [kg]	Pack Quantity	Lead Time
<b>ACO Qmax® 700 closing end cap</b>							
32835	ACO Qmax® 700 closing end cap	730	12	865	4.9	1	Call sales
<b>ACO Qmax® 700 blanking end cap</b>							
32887	ACO Qmax® 700 blanking end cap	540	60	770	3.1	1	Call sales
<b>ACO Qmax® 700 to 900 step connector</b>							
32883	ACO Qmax® 700 to 900 step connector (M to F)	835	95	1078	3.7	1	Call sales
<b>ACO Qmax® 700 chamber connectors</b>							
32836	ACO Qmax® 700 chamber connector assembly (pair)	-	-	-	15.8	1	Call sales
<b>ACO Qmax® 700 downpipe connector</b>							
44345	ACO Qmax® 700 downpipe connector Ø160mm outlet	120	178	197	0.16	1	Call sales
<b>ACO Qmax® ductile iron edge rail protector</b>							
32854	ACO Qmax® ductile iron edge rail protector 15.25m roll	15.25	65	1.5	5.0	1	Call sales



32835




32887



32883



32836 (male and female connector)



32854

# ACO Qmax<sup>®</sup> 900 System

Suitable for Load Class applications A 15, B 125, C 250, D 400, E 600, F 900

Qmax channels fitted with integral water seals are available with a choice of three edge rail details. Carbon Neutral channels are manufactured from Polyethylene (PE), including recycled material. The system is CE and UKCA marked and fully certificated to EN 1433:2002.



Product Code	Description	Length [mm]	Width Overall [mm]	Depth Overall [mm]	Slot Width [mm]	Weight [kg]	Pack Quantity	Lead Time
<b>ACO Qmax<sup>®</sup> 900 with ACO Q-Flow ductile iron edge rail</b>								
32840	ACO Qmax <sup>®</sup> 900 channel assembly complete with ACO Q-Flow ductile iron edge	2010	860	1270	26	65.3	1	Call sales
<b>ACO Qmax<sup>®</sup> 900 with ACO Q-Guard ductile iron edge rail</b>								
32841	ACO Qmax <sup>®</sup> 900 channel assembly complete with ACO Q-Guard ductile iron edge rail	2010	860	1270	8	66.3	1	Call sales
<b>ACO Qmax<sup>®</sup> 900 with ACO Q-Flow galvanised steel edge rail</b>								
32842	ACO Qmax <sup>®</sup> 900 channel assembly complete with ACO Q-Flow galvanised steel edge rail	2010	860	1270	26	57.2	1	Call sales
<b>ACO Qmax<sup>®</sup> 900 with ACO Q-Guard galvanised steel edge rail</b>								
32843	ACO Qmax <sup>®</sup> 900 channel assembly complete with ACO Q-Guard galvanised steel edge rail	2010	860	1270	10	54.7	1	Call sales
<b>ACO Qmax<sup>®</sup> 900 with ACO Q-Slot galvanised steel edge rail</b>								
32844	ACO Qmax <sup>®</sup> 900 channel assembly complete with ACO Q-Slot galvanised steel edge rail	2010	860	1370	10	62.3	1	Call sales

### Ductile iron ATec edge rails

### Galvanised steel edge rails



ACO Q-Flow ductile iron edge rail



ACO Q-Guard ductile iron edge rail



ACO Q-Flow steel edge rail



ACO Q-Guard steel edge rail



ACO Q-Slot steel edge rail

Product Code	Description	Length [mm]	Width Overall [mm]	Depth Overall [mm]	Weight [kg]	Pack Quantity	Lead Time
<b>ACO Qmax® 900 closing end cap</b>							
32845	ACO Qmax® 900 closing end cap	860	16	1065	9.8	1	Call sales
<b>ACO Qmax® 900 blanking end cap</b>							
32888	ACO Qmax® 900 blanking end cap	670	60	970	4.9	1	Call sales
<b>ACO Qmax® 900 chamber connectors</b>							
32846	ACO Qmax® 900 chamber connector assembly (pair)	-	-	-	25.1	1	Call sales
<b>ACO Qmax® 900 downpipe connector</b>							
44345	ACO Qmax® 900 downpipe connector Ø160mm outlet	120	178	197	0.16	1	Call sales
<b>ACO Qmax® 900 channels with ACO Q-Flow ductile iron edge rail</b>							
32854	ACO Qmax® ductile iron edge rail protector 15.25m roll	15.25	65	1.5	5.0	1	Call sales



32845



32888



32846 (male and female connector)



32854



# ACO Qmax® 150, 225, 350, 550, 700 and 900 access and silt chambers

Suitable for Load Class applications A 15, B 125, C 250, D 400, E 600, F 900

Access chamber for all ACO Qmax® channels provides 4-way channel connection and local silt management. Available with D 400 or F 900 21mm slotted or solid ductile iron cover and frame.



Product Code	Description	Length [mm]	Width Overall [mm]	Depth Overall [mm]	Weight [kg]	Pack Quantity	Lead Time
<b>ACO Qmax® 150, 225 and 350 only shallow access chamber assemblies</b>							
46110	Shallow access chamber with D 400 slotted cover and frame	760	760	885	97.5	1	Call sales
46111	Shallow access chamber with D 400 solid cover and frame	760	760	885	92.0	1	Call sales
46112	Shallow access chamber with F 900 slotted cover and frame	760	760	885	122	1	Call sales
46113	Shallow access chamber with F 900 solid cover and frame	760	760	885	110	1	Call sales
<b>ACO Qmax® 150, 225, 350, 550, 700 and 900 deep access chamber assemblies</b>							
46114	Deep access chamber with D 400 slotted cover and frame	760	760	1500	105	1	Call sales
46115	Deep access chamber with D 400 solid cover and frame	760	760	1500	99.0	1	Call sales
46116	Deep access chamber with F 900 slotted cover and frame	760	760	1500	130	1	Call sales
46117	Deep access chamber with F 900 solid cover and frame	760	760	1500	117	1	Call sales
<b>ACO Qmax® access chamber bodies only</b>							
32871	Access chamber shallow body only	700	700	735	19.5	1	Call sales
32870	Access chamber deep body only	700	700	1350	27.0	1	Call sales
<b>ACO Qmax® access chamber covers and frames</b>							
46100	D 400 slotted cover and frame	600*	760 ††	150	78.0	1	Call sales
46101	D 400 solid cover and frame	600*	760 ††	150	72.0	1	Call sales
46102	F 900 slotted cover and frame	600*	760 ††	150	103	1	Call sales
46103	F 900 solid cover and frame	600*	760 ††	150	90.5	1	Call sales



46110




46114




32871



32870



46100



46103

\* Clear opening size †† Over frame size

## ACO Q-Ceptor

ACO Q-Ceptor oil separators are an innovative range of bypass and full retention separators. These high performance systems are fully compliant with BS EN 858:2002 parts 1 & 2 and exceed the requirements of the Environment Agency's PPG 3 guidelines. ACO Q-Ceptors are available in a range of chamber sizes and flow rates and are ideal for treatment of surface water in car parks, maintenance areas, and industrial and residential applications.



Product Code	Nominal Size	Treated Flow [l/s]	Peak Flow [l/s]	Class	Area Drained [m <sup>2</sup> ]	Oil storage capacity [litres]	Silt storage capacity [litres]	Length [mm]	Width Overall [mm]	Depth Overall [mm]	Inlet Height [mm]	Outlet Height [mm]	Pipe Diameter [mm]	Weight [kg]
<b>Bypass separator chamber without sampling pump</b>														
34500	NSB3	3	30	1	1670	45	300	1940	1200	1580	1067	917	300	99
34501	NSB6	6	60	1	3335	90	600	1940	1200	1800	1287	1137	300	113
34502	NSB8	8	80	1	4445	120	1000	1940	1200	2100	1587	1437	375	127
34503	NSB10	10	100	1	5560	150	1000	1940	1200	2100	1587	1437	375	127
34505	NSB3	3	30	2	1670	45	300	1940	1200	1580	1067	917	300	96
34506	NSB6	6	60	2	3335	90	600	1940	1200	1800	1287	1137	300	108
34507	NSB8	8	80	2	4445	120	1000	1940	1200	2100	1587	1437	375	122
34508	NSB10	10	100	2	5560	150	1000	1940	1200	2100	1587	1437	375	122
<b>Full retention separator chamber without sampling pump</b>														
34510	NS3	-	3	1	167	30	300	1730	1200	1580	970	950	110	78
34511	NS6	-	6	1	333	60	600	1730	1200	1800	1218	1198	160	99
34512	NS8	-	8	1	444	80	1000	1730	1200	2100	1518	1498	160	113
34513	NS10	-	10	1	555	100	1000	1730	1200	2100	1518	1498	160	113
34515	NS3	-	3	2	167	30	300	1730	1200	1580	970	950	110	77
34516	NS6	-	6	2	333	60	600	1730	1200	1800	1218	1198	160	96
34517	NS8	-	8	2	444	80	1000	1730	1200	2100	1518	1498	160	110
34518	NS10	-	10	2	555	100	1000	1730	1200	2100	1518	1498	160	110

Product Code	Description	Pack Quantity	Lead Time
--------------	-------------	---------------	-----------

### Alarm kits for bypass Separator

44501	IP65 mains separator alarm with high oil probe	1	4 days
44504	Solar powered separator beacon alarm with oil probe	1	Call sales
44505	Solar powered separator GSM alarm with oil probe	1	Call sales
44515	Battery powered separator GPRS alarm with oil probe (including 1 year SIM usage)	1	Call sales

### Alarm Accessories for bypass separators

44508	High liquid probe	1	Call sales
44509	Silt probe	1	Call sales
44510	Probe mounting kit	1	Call sales
44511	Flashing beacon kit	1	Call sales
44512	Flashing beacon/siren kit	1	Call sales
44513	Signal distribution box	1	Call sales
44514	Secure enclosure	1	Call sales

Product Code	Description	Length [mm]	Width Overall [mm]	Internal Diameter [mm]	Depth Overall [mm]	Weight [kg]	Pack Quantity	Lead Time
<b>Separator Extension shaft (Accessories for both bypass and full retention separator)</b>								
34520	Separator extension shaft	-	Ø865	Ø716	1059	19.1	1	Call sales
<b>Ancillaries (Accessories for both bypass and full retention separator)</b>								
700745	Coalescing filter for NSB3	-	Ø230	-	660	1.2	1	Call sales
700748	Coalescing filter for NSB6, 8 & 10	-	Ø360	-	790	3.6	1	Call sales
418094	Sampling pump with 4m hose	-	-	-	-	3.5	1	Call sales
<b>Separator cover and frame (Accessories for both bypass and full retention separator)</b>								
34625	Ductile iron solid cover and frame D400	-	Ø750	-	100	87	10	Call sales



44501



34520




418094



34625

## NEW! ACO StormSed Vortex

The ACO StormSed Vortex is an advanced hydrodynamic separator that removes sediment bound contaminants. The design enables removal of pollutants by means of settlement and the capture of floatables. It's available in a range of sizes to accommodate small to large sites and can be custom made for demanding installations. The ACO StormSed Vortex retains solid pollution and oil. It also forms part of the SuDS management train as it removes over 50% of fine Total Suspended Solids as well as sediment bound metals and hydrocarbons.





Product Code	Description	Chamber diameter (ID)	Pipe connections (ID)	Typical treatment flow rate - 50% TSS removal efficiency	Minimum Silt/ sediment storage capacity	Oil and floatables storage capacity	Pack Quantity	Lead Time
		mm	mm	l/s	m <sup>3</sup>	m <sup>3</sup>		
<b>ACO StormSed Vortex – Hydrodynamic Separator</b>								
411351	StormSed Vortex 750	1225	DN315 (297)	12	0.225	0.300	1	Call sales
411352	StormSed Vortex 1000	1225	400	21	0.225	0.620	1	Call sales
40511	StormSed Vortex 1200	1200	450	30	0.598	0.569	1	Call sales
40512	StormSed Vortex 1500	1500	500	47	0.815	0.979	1	Call sales
40513	StormSed Vortex 1800	1800	600	68	1.723	1.945	1	Call sales
40514	StormSed Vortex 2000	2100	750	94	1.548	3.179	1	Call sales
40515	StormSed Vortex 2500	2400	900	123	2.013	4.300	1	Call sales
40516	StormSed Vortex 3000	3000	900	190	3.146	7.848	1	Call sales

## NEW! ACO StormSed Filter

The ACO StormSed Filter is a multi-process system that combines four crucial processes – filtration, sedimentation, adsorption, and precipitation – which enables the filtration of highly contaminated stormwater.

The filter media contained in the ACO StormSed Filter retains small size particles without clogging, oil and floatables, and dissolved pollutants. It is available in a range of sizes to accommodate small to large sites.

The high level of treatment of the ACO StormSed Filter ensures that over 90% of Total Suspended Solids, as well as key pollutants such as Zinc (Zn), Lead (Pb), Copper (Cu) are removed and retained.



Product Code	Description	Chamber diameter (ID)	Pipe connections (ID)	Actual ID	Connectable area as per DIBt (high level of pollution)	Pack Quantity	Lead Time
		mm	mm	mm	m <sup>2</sup>		
<b>ACO StormSed Filter</b>							
411491	StormSed Filter 1000	1000	DN 250	235	500	1	Call sales
411492	StormSed Filter 1200	1200	DN 250	235	885	1	Call sales
411493	StormSed Filter 1500	1500	DN 315	297	1385	1	Call sales
411494	StormSed Filter 1800	1800	DN 400	377	1900	1	Call sales
411495	StormSed Filter 2200	2200	DN 500	471	3000	1	Call sales

# ACO StormBrixx SD

ACO StormBrixx is a unique plastic geocellular stormwater management system. Its stackable nested design simplifies delivery, on site storage and handling during installation. StormBrixx SD offers incredible storage efficiency, while maintaining a strength suitable for most applications.

- Void Ratio: 97%
- Short term compressive strength: Vertical 350kN/m<sup>2</sup>, Lateral 70kN/m<sup>2</sup>
- One Layer Height: 920mm



Product Code	Description	Length [mm]	Width Overall [mm]	Depth Overall [mm]	Weight [kg]	Pack Quantity	Lead Time
<b>Components</b>							
314090	Half body/layer piece	1200	600	494	9.41	1	Call sales
314091	Side panel	907	592	104	3.13	1	Call sales
314092	Top cover	550	550	45	0.76	1	Call sales
314094	Half layer cover plate	1200	600	94	3.66	1	Call sales
314098	Half layer side panel	450	592	104	1.5	1	Call sales
314093	Layer connectors	53.4	44.2	26.5	0.1	1	Call sales
27037	<b>NEW!</b> Half layer remote access chamber module	594	594	487	14.7	1	Call sales
27262	Horizontal pipe connectors Ø375mm	595	Ø375	910	5.4	1	Call sales
27263	Horizontal pipe connectors Ø400mm	595	Ø400	910	6.0	1	Call sales
27264	Horizontal pipe connectors Ø450mm	595	Ø450	910	6.84	1	Call sales
27265	Horizontal pipe connectors Ø500mm	595	Ø500	910	7.44	1	Call sales



314090



314091



314092



314093



27262



# NEW! ACO StormBrixx HD900

ACO StormBrixx is a unique plastic geocellular stormwater management system. Its stackable nested design simplifies delivery, on site storage and handling during installation. StormBrixx HD builds on the SD, with improved strength for heavy duty applications.

- Void Ratio: 97%
- Short term compressive strength: Vertical 605kN/m<sup>2</sup>, Lateral 120kN/m<sup>2</sup>
- One Layer Height: 920mm



Product Code	Description	Length [mm]	Width Overall [mm]	Depth Overall [mm]	Weight [kg]	Pack Quantity	Lead Time
<b>Components</b>							
314154	Half body/layer piece	1200	600	494	9.41	1	Call sales
314091	Side panel	907	592	104	3.13	1	Call sales
314092	Top cover	550	550	45	0.76	1	Call sales
314094	Half layer cover plate	1200	600	94	3.66	1	Call sales
314098	Half layer side panel	450	592	104	1.5	1	Call sales
314093	Layer connectors	53.4	44.2	26.5	0.1	1	Call sales
27037	<b>NEW!</b> Half layer remote access chamber module	594	594	487	14.7	1	Call sales
27262	Horizontal pipe connectors Ø375mm	595	Ø375	910	5.4	1	Call sales
27263	Horizontal pipe connectors Ø400mm	595	Ø400	910	6.0	1	Call sales
27264	Horizontal pipe connectors Ø450mm	595	Ø450	910	6.84	1	Call sales
27265	Horizontal pipe connectors Ø500mm	595	Ø500	910	7.44	1	Call sales



314154



314091




314092



314093



27262



# ACO StormBrixx HD GF

ACO StormBrixx is a unique plastic geocellular stormwater management system. Its stackable nested design simplifies delivery, on site storage and handling during installation. Manufactured from recyclable polypropylene StormBrixx HD GF is suitable for heavy duty applications.




- Void Ratio: 95%
- Short term compressive strength: Vertical 455kN/m<sup>2</sup>, Lateral 95kN/m<sup>2</sup>
- One Layer Height: 612mm

Product Code	Description	Length [mm]	Width Overall [mm]	Depth Overall [mm]	Weight [kg]	Pack Quantity	Lead Time
<b>Components</b>							
314061	Half body GF - NEW with recycled content	1205	602	306	10.0	1	Call sales
314062	Side panel	580	578	35	1.6	1	Call sales
314022	Top cover	555	530	43	0.8	1	Call sales
314023	Layer connectors	100	40	46	0.1	1	Call sales
27034	Remote access chamber module	594	594	610	32.0	1	Call sales
27105	Horizontal pipe connectors Ø375mm	595	Ø375	605	6.2	1	Call sales
27101	Horizontal pipe connectors Ø450mm	595	Ø450	605	4.5	1	Call sales
27102	Horizontal pipe connectors Ø500mm	595	Ø500	605	5.0	1	Call sales



314061



314021



314022



314023



27034



27105






Product Code	Description	Length [mm]	Width Overall [mm]	Depth Overall [mm]	Weight [kg]	Pack Quantity	Lead Time
<b>ACO StormBrixx SD and ACO StormBrixx HD accessories</b>							
27056	Horizontal pipe connectors	-	Ø110	-	75.0	1	Call sales
27057	Horizontal pipe connectors	-	Ø160	-	1.25	1	Call sales
27058	Horizontal pipe connectors	-	Ø225	-	1.4	1	Call sales
27059	Horizontal pipe connectors	-	Ø300	-	1.75	1	Call sales
27018	Vertical connector for inspection point	-	Ø225	200	2.5	1	Call sales
314057	StormBrixx vented cover Ø600mm – load class D 400	-	Ø745	102.5	41.0	1	Call sales
314056	Access chamber Ø450mm ductile iron cover – load class D 400	-	Ø528	110	38.0	1	Call sales
314055	Access chamber 450mm ductile iron vented cover – load class D 400	-	Ø528	110	38.0	1	Call sales
314045	Inspection point Ø225mm ductile iron cover – load class D 400	410	410	180	52.0	1	Call sales
314038	Inspection and rising shaft	-	437	350	2.6	1	Call sales
314075	Remote access plate	650	650	120	4.74	1	Call sales


Product Code	Description	Length [mm]	Width Overall [mm]	Thickness [mm]	Mass per unit area [g/m <sup>2</sup> ]	Weight [kg]	Pack Quantity	Lead Time
<b>ACO StormBrixx geotextiles, geomembranes and accessories</b>								
27038	ACOTex infiltration geotextile	100	4 (m)	1	125	51.0	1	Call sales
27041	ACOTex Plus protection fleece	100	4 (m)	2.9	325	130	1	Call sales
27042	ACOWrap	12.5	4 (m)	0.45	460	23.0	1	Call sales
27044	ACO double sided butyl mastic tape	15	100	1.5	-	3.7	1	Call sales
27045	Ø110 flexible top hat	-	Ø100	0.9	-	0.1	1	Call sales
27046	Ø160 flexible top hat	-	Ø150	0.9	-	0.1	1	Call sales
27047	Ø225 flexible top hat	-	Ø225	0.9	-	0.1	1	Call sales
27048	Ø300 flexible top hat	-	Ø300	0.9	2.5	0.1	1	Call sales

## ACO Q-Brake Vortex


ACO Q-Brake Vortex is an individually configured vertical vortex flow control designed to regulate stormwater flow before it discharges into the watercourse or sewer networks. The system is capable of flow rates between 2-100l/s and a design head height of up to 3m. All ACO Q-Brake Vortex flow controls are manufactured from grade 304 stainless steel and sized bespoke to the specific project requirements. The ACO Q-Brake is available in three different variations: Flat & Round Wall: To match the exact shape of the chamber QBrake PN16: Includes a PN16 flange adaptor for connection into an above surface level attenuation chamber.



Q-Brake Flat Wall



Q-Brake Curved Wall



Q-Brake PN16

If you require further informations or a quotation please contact our dedicated ACO Storm Water Control team on **01462 810304** or email [suds@aco.co.uk](mailto:suds@aco.co.uk)

To assist with the quote process the “parameters” listed below are required to ensure the correct product is specified.

Project name and location	
Design head (metres “Y”)	
Design flow rate (litres per second “X”)	l/s
Depth of sump	(minimum 200mm)
Manhole reference	
Manhole outlet pipe internal diameter (mm)	(min mmØ)
Q-Brake to fit against curved wall or flat wall	Curved / Flat * (*delete as appropriate)
Manhole diameter (if fitting against a curved wall)	(min mmØ)

## ACO Q-Plate Orifice Plate

Manufactured from grade 304 stainless steel, the ACO Q-Plate is designed to regulate stormwater flows in projects where a flow control is not the most effective solution, or where flows are greater than 100l/s. Each Q-Plate is designed bespoke to match the specific project requirements. The ACO Q-Plate is available with either a curved or flat wall to fit against the required chamber shape. Remote access to the system can be provided by the optional Drain Down door and the emergency drain facility - simplifying access and removing the need for direct man access to sewer manholes.



Q-Plate Flat Wall



Q-Plate Curved Wall



Q-Plate with Drain Down Door  
(Either Curved or Flat)

If you require further information or a quotation please contact our dedicated ACO Storm Water Control team on **01462 810304** or email [suds@aco.co.uk](mailto:suds@aco.co.uk)

To assist with the quote process the “parameters” listed below are required to ensure the correct product is specified.

Project name and location	
Design head (metres “Y”)	
Design flow rate (litres per second “X”)	l/s
Depth of sump	(minimum 200mm)
Manhole reference	
Manhole outlet pipe internal diameter (mm)	(min mmØ)
Q-Plate to fit against curved wall or flat wall	Curved / Flat * (*delete as appropriate)
Manhole diameter (if fitting against a curved wall)	(min mmØ)

## ACO Q-Chamber

ACO Q-Chamber is a new durable prefabricated chamber designed to house ACO Q-Brake, as well as ACO Q-Plate. It combines easy-handling and simple installation with a fully-welded plastic, durable construction.



Description	Diameter	Height	Pack Quantity	Lead Time
	[mm]	[mm]		
<b>ACO Q-Chamber</b>				
ACO Q-Chamber	900 – 2100	1000 – 3500	1	Call sales

# Rail

A major part of ACO's portfolio includes manufacturing specialist water management systems for the UK's national rail and light rail networks. As a long-term supplier to the rail sector, ACO understands the importance of delivering high-performance, sustainable drainage systems.

ACO is involved in all scale of rail projects from HS2 and Crossrail to the Metrolink in Manchester. The extensive product range can be applied to a wide variety of applications including stations and curtilage, platforms, maintenance depots, station parking and parking decks.



Product Code	Description	Length [mm]	Width Overall [mm]	Height Overall [mm]	Weight [kg]	Pack Quantity	Lead Time
--------------	-------------	-------------	--------------------	---------------------	-------------	---------------	-----------

### ACO TramDrain 200

Suitable for Load Class applications D 400

The ACO TramDrain 200 is a high capacity one-piece drainage system designed to provide efficient surface water drainage for combined tram and vehicular traffic running areas. ACO TramDrain is specifically designed to provide drainage for the grooved rail, 4-foot and 6-foot areas of the track slab and the full width of swept path.

T00039	TramDrain 200 Drainage unit 500mm LG	500	260	400	54.2	1	Call sales
T00017	TramDrain 200 Ri59/60 rail connector unit *	205	260	175	9.5	1	Call sales
32620	TramDrain 200 41GPU rail connector unit *	205	260	200	9.8	1	Call sales
T00023	TramDrain 200 culvert unit 600mm LG	600	260	200	27.9	1	Call sales
T00040	TramDrain 200 access unit 500mm LG	500	260	400	56.4	1	Call sales
T00041	TramDrain 200 multifunctional end cap	113	260	500	5.4	1	Call sales

\* Connector units compatible with Ri59/60 or 41GPU rails

### ACO V100G Tram Drain

Suitable for Load Class applications C 250 and E 600

The ACO V100G Tram Drain is designed to provide efficient surface water drainage for the 4-foot and the grooved rail profile of the tram track.

T0200	ACO V100G Tram Drain channel	1435	135	160	39.6	1	Call sales
-------	------------------------------	------	-----	-----	------	---	------------


Load class C250 or E600 dependant on gratings chosen.

### ACO Derailment Channel

Suitable for Load Class applications C 250

The ACO Derailment channel provides an additional level of protection in the event of derailment. The system is installed parallel with the tram track and is fitted with frangible gratings which are designed to collapse if struck by a wheel.

T0059	ACO Derailment channel	1000	155	138	21.2	1	Call sales
T0060	ACO Derailment outlet channel	1000	155	138	20.6	1	Call sales



T00039/T00023/32620



T0200



T0059

Product Code	Description	Length [mm]	Width Overall [mm]	Height Overall [mm]	Weight [kg]	Pack Quantity	Lead Time
--------------	-------------	----------------	-----------------------	------------------------	----------------	---------------	-----------

### ACO Rail Access Point

Suitable for Load Class applications D 400

ACO's innovative rail access point has radically improved the installation and maintenance practices of rail drainage. Utilising ACO's polymer concrete, which is naturally less conductive, gives these units significantly superior performance against stray currents compared to purely metal access points. Units are fitted with a mesh stainless steel grate giving full visible inspection to the vertical drainage pipe and the rail catchment area, making it quick and easy to inspect for blockages without removing the grate. This ACO Rail access point is designed to suit 41GPU rail profiles.

32614	Rail access point black c/w stainless steel mesh grate	277	309	172*	15.7	1	Call sales
32615	Rail access point grey c/w stainless steel mesh grate	277	309	172*	15.7	1	Call sales

\* Not including adjustable leg height

### ACO HeelGuard™ 6mm Rail Intercept Grate

Suitable for Load Class applications D 400

Designed to meet the requirements of rail platforms and rail building curtilage, these grates are compatible with MultiDrain MD and MultiDrain PPD channels. They feature 6mm wide slots and have very high skid and slip resistance. Each grate is fitted with ACO's bar-less Drainlock™ which improves hydraulic capacity. They are also compatible with ACO's security locking bars for added protection in high theft/vandalism areas.

23511	M100D/PPD HeelGuard™ 6mm Rail Intercept, ductile iron grate	500	123	21	4.0	200	Call sales
23516	M150D/PPD HeelGuard™ 6mm Rail Intercept, ductile iron grate	500	173	36	6.6	96	Call sales
23521	M200D/PPD HeelGuard™ 6mm Rail Intercept, ductile iron grate	500	223	43	9.5	90	Call sales

Not suitable for carriageways of public roads or motorway



32614



32615



23511

**Note: For channel details please refer to ACO MultiDrain section from page xx onwards and locking bars on page xx onwards.**

# Sport

ACO Sport is a division of the ACO Group, which has been providing top-class drainage and stadia solutions for sporting facilities, stadia and arenas for many years. Since 1972, ACO Sport systems have been installed in Olympic stadia all over the world and are designed to maximise athletic sporting performance.

ACO Sport drainage solutions can be found in venues of all sizes, from football stadia, sports and golf clubs to school playing fields. They are equipped with a full range of drainage systems to support the areas of track and field, sports pitches and buildings and access points.



Product Code	Description	Length [mm]	Width Overall [mm]	Depth Overall [mm]	Internal Width [mm]	Radius	Weight [kg]	Pack Quantity	Lead Time
<b>ACO Sport Curbing - for slot channels</b>									
00363	Sport slot channel cover straight	1000	160	50	-	0	2.7	50	Call sales
00362	Sport slot channel cover radius 36.5m	1000	160	50	-	36.5	2.7	50	Call sales
<b>ACO Sport slot channels - without stop ridges</b>									
00587	Sport slot channel straight no ridge	1000	160	187	125	-	26.5	25	Call sales
00588	Sport slot channel radius 36.5m no ridge	1000	160	187	125	36.5	26.5	25	Call sales
00597	Sport slot channel radius 24m no ridge	1000	160	187	125	24	27.5	25	Call sales
00598	Sport slot channel radius 48m no ridge	1000	160	187	125	48	27.5	25	Call sales
<b>ACO Sport slot channels - stop ridge one side</b>									
15519	Sport slot channel straight one ridge	1000	160	200	125	-	31.0	25	Call sales
15525	Sport slot channel radius 36.5m one ridge	1000	160	200	125	36.5	31.0	25	Call sales
<b>ACO Sport slot channels - stop ridge both sides</b>									
15547	Sport slot channel straight ridge both sides	1000	160	200	125	-	28.7	25	Call sales
15550	Sport slot channel radius 36.5m ridge both sides	1000	160	200	125	36.5	28.7	25	Call sales
<b>ACO Sport slot channel sump and access units</b>									
00604	Sport slot channel sump unit	500	165	483	125	-	16.7	2	Call sales
15574	Sport slot channel access unit	500	165	198	125	-	11.2	2	Call sales
15720	Sport slot channel access/ sump cover, no ridge	500	-	-	-	-	2.0	2	Call sales
15523	Sport slot channel access/ sump cover, one ridge	500	-	-	-	-	7.37	2	Call sales
15549	Sport slot channel access/ sump cover, both sides	500	-	-	-	-	6.01	2	Call sales



Product Code	Description	Length [mm]	Width Overall [mm]	Depth Overall [mm]	Internal Width [mm]	Radius	Weight [kg]	Pack Quantity	Lead Time
--------------	-------------	-------------	--------------------	--------------------	---------------------	--------	-------------	---------------	-----------

### ACO Sport slot channel accessories

0056	820 drain union PVC-U Ø110mm	-	-	-	-	-	0.1	5	4 days
0058	822 drain union PVC-U Ø160mm	-	-	-	-	-	0.5	5	4 days
15714	Sport slot channel galvanised steel end cap	160	200	-	-	-	0.4	5	Call sales

### ACO Sport high capacity slot channels

00784	Sport high capacity slot channel straight no ridge	1000	155	235	100	-	33.0	25	Call sales
00786	Sport high capacity slot channel radius 36.5m no ridge	1000	155	235	100	36.5	33.0	25	Call sales
00783	Sport high capacity slot channel straight one ridge	1000	155	248	100	-	33.0	25	Call sales
00785	Sport high capacity slot channel radius 36.5m one ridge	1000	155	248	100	36.5	33.0	25	Call sales

### ACO Sport high capacity slot channel sump and accessories


02707	Sport high capacity slot channel sump	500	155	580	100	-	30.0	25	Call sales
75201	Sport high capacity slot channel sump cover no ridge	500	123	33	-	-	3.0	25	Call sales
75202	Sport high capacity slot channel sump cover one ridge	500	138	45	-	-	4.5	25	Call sales
01077	Sport high capacity slot channel closing end cap	-	-	-	-	-	1.2	5	Call sales

### ACO Sport Kerbstones, straight black

01690	Sport Kerbstone 200mm height 50mm width	1000	50	200	-	-	12.5	60	Call sales
01034	Sport Kerbstone 200mm height 60mm width	1000	60	200	-	-	16.5	60	Call sales
01773	Sport Kerbstone 200mm height 100mm width	1000	100	200	-	-	24.0	60	Call sales
01035	Sport Kerbstone 250mm height 50mm width	1000	50	250	-	-	14.6	60	Call sales
01774	Sport Kerbstone 250mm height 100mm width	1000	100	250	-	-	26.8	60	Call sales
01036	Sport Kerbstone 300mm height 60mm width	1000	60	300	-	-	18.3	60	Call sales
01573	Sport Kerbstone 300mm height 60mm width 500mm length	500	60	300	-	-	9.2	60	Call sales
01037	Sport Kerbstone 400mm height 60mm width	1000	60	400	-	-	23.7	60	Call sales
01574	Sport Kerbstone 400mm height 60mm width 500mm length	500	60	400	-	-	10.5	60	Call sales

### ACO Sport Kerbstones, straight white

01689	Sport Kerbstone 200mm height 50mm width	1000	50	200	-	-	12.5	60	4 days
00961	Sport Kerbstone 200mm height 60mm width	1000	60	200	-	-	16.5	60	Call sales
00962	Sport Kerbstone 250mm height 50mm width	1000	50	250	-	-	14.6	60	Call sales
00963	Sport Kerbstone 300mm height 60mm width	1000	60	300	-	-	18.3	60	Call sales
01571	Sport Kerbstone 300mm height 60mm width 500mm length	500	60	300	-	-	9.2	60	Call sales
00964	Sport Kerbstone 400mm height 60mm width	1000	60	400	-	-	23.7	60	Call sales
01572	Sport Kerbstone 400mm height 60mm width 500mm length	500	60	400	-	-	10.5	60	Call sales



15574



00784



00783



02707



01690



01689



Product Code	Description	Length [mm]	Width Overall [mm]	Depth Overall [mm]	Internal Width [mm]	Radius	Weight [kg]	Pack Quantity	Lead Time
--------------	-------------	-------------	--------------------	--------------------	---------------------	--------	-------------	---------------	-----------

### ACO Sport Kerbstones, corner piece black

01041	Sport Kerbstone corner 250mm height 50mm width	250/250	50	250	-	-	8.9	60	4 days
01380	Sport Kerbstone corner 300mm height 60mm width	250/250	60	300	-	-	12.5	60	Call sales
01042	Sport Kerbstone corner 400mm height 60mm width	250/250	60	400	-	-	13.2	60	Call sales

### ACO Sport Kerbstones, corner piece white

00968	Sport Kerbstone corner 250mm height 50mm width	250/250	50	250	-	-	8.9	60	4 days
01381	Sport Kerbstone corner 300mm height 60mm width	250/250	60	300	-	-	12.5	60	Call sales
00969	Sport Kerbstone corner 400mm height 60mm width	250/250	60	400	-	-	13.2	60	Call sales

### ACO Sport Sand Capture

01474	Sport Sand Capture inner channel 1000mm length	1000	500	140	-	-	42.5	1	Call sales
01476	Sport Sand Capture inner channel 560mm length	560	500	140	-	-	24.5	1	Call sales
01475	Sport Sand Capture outer channel 1000mm length	1000	500	140	-	-	40.2	1	Call sales
01477	Sport Sand Capture outer channel 560mm length	560	500	140	-	-	23.1	1	Call sales
15571	Sport Sand Capture end cap	-	140	-	-	-	0.7	5	Call sales

### ACO Sport Water Jump


2159	ACO Sport water jump	3560	3660	753	-	-	1127	1	Call sales
------	----------------------	------	------	-----	---	---	------	---	------------

### ACO Sport Troughs


15566	Sport Trough channel straight field	1000	220	60	185	-	18.0	25	Call sales
15568	Sport Trough channel sump	600	220	348	185	-	22.0	25	Call sales
15569	Sport Trough channel straight track	1000	250	70	185	-	28.0	25	Call sales
15570	Sport Trough channel radius 36.5m track	1000	250	70	185	36.6	28.0	25	Call sales
15716	Sport Trough channel straight grooved	1000	250	70	185	-	26.0	25	Call sales
15717	Sport Trough channel radius 36.6m grooved	1000	250	70	185	36.6	26.0	25	Call sales
00812	Sport Trough sump track	600	250	353	185	-	30.0	2	Call sales
15718	Sport Trough sump grooved	600	250	353	185	-	29.0	25	Call sales
0056	820 Drain union PVC-U Ø110mm	-	-	-	-	-	0.1	5	Call sales
15708	Sport Trough expansion profile set	-	250	-	-	-	0.05	5	Call sales
15715	Sport Trough end cap	-	250	150	-	-	0.3	5	Call sales



01041



00968



01475



15566



15569



15716

# SuDS

ACO SuDS solutions support the easy connection and distribution of water within green areas like swales and raingardens, reducing installation and maintenance costs.



Product Code	Description	Length [mm]	Width Overall [mm]	Depth Overall [mm]	Weight [kg]	Pack Quantity	Lead Time
--------------	-------------	-------------	--------------------	--------------------	-------------	---------------	-----------

## ACO SuDS Swale Inlet

ACO SuDS Swale Inlet is an aesthetically pleasing, low maintenance solution for drainage outfall connections discharging into shallow vegetated channels or SuDS features. Available as standard in natural, grey and black. Optional grating kit also available for applications that require a greater degree of protection.

27111	ACO SuDS Swale Inlet - natural	1150	580	365	76.0	1	Call sales
27112	ACO SuDS Swale Inlet - grey	1150	580	365	76.0	1	Call sales
27113	ACO SuDS Swale Inlet - black	1150	580	365	76.0	1	Call sales
27121	Grating kit*	-	-	-	1.2	-	Call sales
27109	Mesh kit*, for installations with Newts	-	-	-	1.6	-	Call sales
27127	Anchor Kit+	-	-	-	0.8	-	Call sales

\*Grating and mesh kits contain: 1 x Grade 304 Stainless Steel mesh grating, 3 x anchors, 3 x washers and 3 x fixing screws  
+ Ground Anchor kit contains 2 x ground anchors, 2 x washers and 2 x bolts

## ACO SuDS Combipoint SSA

Suitable for load class applications D 400

Designed to remove sediment from surface water, when used in combination with SuDS features the Combipoint SSA can remove the need for large sediment forebays. Incorporating this unit into the SuDS management train provides an easy to maintain point source for sediment and improves the long term performance of swales, ponds or bioretention areas which have no sediment removal system.

89117	Grate 500 x 500 Gully, cover and frame for Combipoint SSA D 400	500	500	180	75.5	1	Call sales
89008	Gully body, Combipoint SSA PE body and silt chamber	575	540	1780	22.0	1	Call sales
89052	Double outlet, outlet and overflow connector 160mm	419	179	685	1.0	1	Call sales
89053	SSA turbulence reducer, stainless steel	330	330	473	3.5	1	Call sales
27281	Silt bucket for Combipoint SSA	450	450	600	7.5	1	Call sales
89064	Extension element 120mm	398	398	135	1.4	1	Call sales
67308	Sealing plates for use during construction phase, set of 2	70	12	60	0.5	1	Call sales
600643	Lifting tool	600	-	-	1.5	1	Call sales



27112



Assembly Combipoint SSA

Product Code	Description	Length [mm]	Width Overall [mm]	Depth Overall [mm]	Weight [kg]	Pack Quantity	Lead Time
--------------	-------------	-------------	--------------------	--------------------	-------------	---------------	-----------

**ACO SuDS Infiltration Channel Outlets**

Channels are often connected directly to raingardens or bioretention areas, as a method of connecting downpipes or as a way to intercept water sheeting over sloping pedestrian areas. These connection plates make it quick and easy to disperse the water from the channel into SuDS features, aiding plant irrigation and preventing localised ponding or erosion.

27301	SuDS Infiltration channel outlet for M100D/DS	102	135	150	0.3	1	Call sales
27302	SuDS Infiltration channel outlet for M150D/DS	102	185	210	0.4	1	Call sales
27303	SuDS Infiltration channel outlet for M200D/DS	102	235	265	0.6	1	Call sales

Supplied with 80mm perforated pipe connector  
 Note: For channel details please refer to ACO MultiDrain section from page 10 onwards.

**ACO SuDS Overflow Gullies**

SuDS components like raingardens or bioretention areas feature overflow pipes. These regulate the freeboard height or point at which the water level can escape during high rainfall. ACO's SuDS overflow gullies are a quick and simple way to complete this detail, with discreet grilled gully systems in ductile iron or plastic versions.


25191	SuDS Overflow gully ductile iron	250	250	200	10.0	1	Call sales
310094	SuDS Overflow gully black ABS plastic	200	200	126	1.5	1	Call sales



27301

27302

27303



25191

25191 with freeboard

310094

310094 installed level to ground



# Wildlife

Structures to assist wild animal populations in our built environment have never been so important for wildlife conservation. ACO has a long history of developing wildlife protection solutions for integration into infrastructure projects such as highways schemes and new housing developments.



Product Code	Description	Length [mm]	Width Overall [mm]	Depth Overall [mm]	Weight [kg]	Pack Quantity	Lead Time
--------------	-------------	-------------	--------------------	--------------------	-------------	---------------	-----------

### ACO One-Way Fence and Tunnel Entrance

Recycled composite small animal guidance system. Guides small animals to the tunnel. System includes Fence Panel, Post and Tunnel Entrance Unit.

99705	Wildlife one-way fence panel	1050	525	440	4.8	15	Call sales
99708	Wildlife fence post (chisel point)	40	40	950	2.0	400	Call sales
99712	Wildlife tunnel entrance	750	585	521	19.0	4	Call sales

### ACO Guide Wall

Polymer concrete Guide Wall for small animals. Prevents small animals from reaching the carriageway and guides them to the Climate Tunnel Entrance.

17845	Wildlife guide wall LEP100 straight	1000	470	450	49.0	8	Call sales
18406	Wildlife guide wall LEP100F dropper	540	470	450	24.1	8	Call sales
18405	Wildlife guide wall LEP100S riser	540	470	450	27.1	8	Call sales
18408	Wildlife guide wall LEP100A outside curve	530	470	450	25.1	8	Call sales
18407	Wildlife guide wall LEP100I inside curve	560	470	450	25.1	8	Call sales

### ACO Climate Tunnel

Suitable for load class application D 400. Polymer concrete Climate Tunnel. Precast tunnel system to allow small animals to cross roads safely. Can be installed flush with or below road surface.

11120	Climate tunnel slotted KT500	1000	580	520	258	2	Call sales
11121	Climate tunnel slotted KT500	500	580	520	131	2	Call sales
11122	Climate tunnel solid top KT500	1000	580	520	269	2	Call sales
11123	Climate tunnel solid top KT500	500	580	520	134	2	Call sales

### ACO Climate Tunnel Entrance

Suitable for load class application C 250. Interface between Guide Wall and Climate Tunnel. Polymer concrete tunnel entrance ensures animals are guided to the tunnel and prevented from accessing the carriageway.

11124	Climate tunnel entrance KP1000-700	1000	1000	720	284	1	Call sales
11125	Climate tunnel entrance wing KP1000-700 right hand	1080	330	720	67.5	2	Call sales
11126	Climate tunnel entrance wing KP1000-700 left hand	1080	330	720	66.5	2	Call sales
11130	Climate portal complete*	-	-	-	569	1	Call sales

\*11130 Climate Portal Complete consists of 11124 x1, 11125 x1, 11126 x1, 11127 x9 & 11129 x1, and is supplied on a single pallet.



99705



17845



11120



11124



Product Code	Description	Length [mm]	Width Overall [mm]	Height Overall [mm]	Weight [kg]	Pack Quantity	Lead Time
--------------	-------------	-------------	--------------------	---------------------	-------------	---------------	-----------

### ACO Climate Stilt Tunnel

Suitable for load class application C 250. Tall slotted polymer concrete Climate Tunnel. Tall tunnel system installed flush with road surface for small and medium sized animals or to form extended ventilated entrance to tunnel installed below road surface.

11131	Climate stilt tunnel slotted KST500-700	500	580	720	129	1	Call sales
11132	Climate stilt tunnel plus Plate*	-	-	-	-	1	Call sales
11129	Climate tunnel stepdown KT500	50	580	300	6.9	10	Call sales
11127	Climate plate KSP with drain holes	480	480	30	16.0	45	Call sales

### ACO Stop Channel

Suitable for load class application D 400. Concrete and ductile iron unit to permit access over Guide Wall. Use where Guide Wall needs to be crossed by traffic while preventing small animal access to the carriageway.

11133	ACO Stop Channel - polymer concrete	1000	532	450	200	1	Call sales
-------	-------------------------------------	------	-----	-----	-----	---	------------

### ACO Wildlife Kerb

Polymer concrete kerb allows amphibians to bypass gully gratings. Amphibians follow the recess in the front of the kerb, so they don't fall through the gully grating.

40090	Wildlife kerb HB2	915	125	255	43.0	18	Call sales
-------	-------------------	-----	-----	-----	------	----	------------

### ACO Wildlife Gully Ladders


Helping amphibians to safely escape from gullies. The ladders help to support wildlife conservation efforts, crucially in areas where migratory species roam.

40091	Wildlife gully ladders*	15000	200	-	1.6	1	Call sales
-------	-------------------------	-------	-----	---	-----	---	------------

\* Supplied with 50 SS bars (dimensions 150x30x4mm); Glue/sealant, bolts/washer and self tapping screws are not included. Wildlife gully ladders will create up to 25 ladders depending on the depth of the gully required.



11131



11133



40090



40091



Product Code	Description	Length [mm]	Width Overall [mm]	Height Overall [mm]	Weight [kg]	Pack Quantity	Lead Time
--------------	-------------	-------------	--------------------	---------------------	-------------	---------------	-----------

### ACO Wildlife Refuges

A range of refuges designed to shelter different types of amphibians and small mammals. Refuges provide safe spaces for small animals to shelter in. Five different opening sizes prevent predator access for different types of animal.

18891	Wildlife multi-use refuge – Type 1	650	650	120	21.0	-	Call sales
18892	Wildlife multi-use refuge – Type 2	650	650	120	21.0	-	Call sales
18893	Wildlife multi-use refuge – Type 3	650	650	120	21.0	-	Call sales
18894	Wildlife multi-use refuge – Type 4	650	650	120	21.0	-	Call sales
18895	Wildlife multi-use refuge – Type 5	650	650	120	21.0	-	Call sales

Entrance size (mm) and type  
 Wildlife multi-use refuge Type 1: Open arch; Wildlife multi-use Type 2: 60 x 10 slot; Wildlife multi-use Type 3: 60 x 15 slot; Wildlife multi-use Type 4: ø30 semicircle; Wildlife multi-use Type 5: ø70 semicircle

### ACO Nest Box

Integral bird nest box to build in to new or existing walls. Developed to provide a sheltered nesting refuge for small birds.

7487	Nest box assembly natural 28mm dia hole	108	103	215	2.7	-	Call sales
------	---	-----	-----	-----	-----	---	------------

### ACO Bat Box

Integral bat roosting box to build in to new or existing walls. Developed to provide a sheltered roosting refuge for bats.

18890	Bat box assembly	108	108	215	2.8	-	Call sales
-------	------------------	-----	-----	-----	-----	---	------------



18891, 18892, 18893, 18894, 18895



7487



18890

## ACO TECHNOLOGIES PLC CONDITIONS OF SALE

### 1. INTRODUCTION

These conditions shall form part of every contract of sale entered into by ACO Technologies plc ("the Company") to the exclusion of all other terms and conditions including any which the Customer may purport to impose. They may not be varied except in writing signed by an officer of the Company. No contract comes into force until the Company, having received the Customer's purchase order, issues a written acceptance to the Customer pursuant to these Conditions of Sale.

### 2. DEFINITIONS AND INTERPRETATION

- (a) **"Customer"** means the person, firm or company buying or agreeing to buy the Goods and/or Services from the Company.
- "Contract"** means the contract for supply of Goods and/or Services and comprises the Company's written acknowledgement of the Customer's order, those parts of any design or instruction given by the Customer which have been expressly accepted by the Company in writing (if applicable), the Scheduled Sales Order Agreement (if applicable), the Terms and Conditions of Scheduled Order Agreement (if applicable), the proposal document for bespoke stainless steel design work (if applicable) and these Conditions of Sale.
- "Goods"** means any goods agreed in the Contract to be supplied to the Customer by the Company (including any part or parts of them).
- "Input Material"** means any documents, plans or other materials or specifications and any data or other information provided by the Customer in whatever format relating to the Goods and/or Services.
- "Output Material"** means any documents, plans or other materials or specifications and any data or other information provided by the Company in whatever format relating to the Goods and/or Services.
- "Services"** means (if applicable) any delivery, design, manufacture, advice or installation services provided by the Company or its sub-contractors.
- (b) The headings in these Terms and Conditions are for convenience only and shall not affect their construction.
- (c) References to any statute or statutory provision shall, unless the context otherwise requires, be construed as a reference to that statute or statutory provision as from time to time amended, consolidated, modified, extended, re-enacted or replaced.

### 3. VALIDITY AND ACCEPTANCE

- (a) Unless previously withdrawn, the Company's quotation is open for acceptance for the period stated, or if no period is stated, 30 days. All orders (including those not based upon a quotation) must be in writing or by email and are subject to the Company's acceptance in writing. The Customer must ensure that the terms of its order and any applicable Input Material are complete and accurate.
- (b) Any representations or warranties made or given by the Company or anyone on the Company's behalf prior to the Company's acceptance of an order and not contained in the Company's written quotation are hereby expressly excluded.
- (c) All quotations are made subject to availability of the Goods or materials on receipt of the order.

### 4. SPECIFICATIONS

- (a) All descriptive and shipping specifications, estimates, drawings and particulars of weights and dimensions supplied by the Company are approximate only and the descriptions and illustrations contained in its catalogues, price lists and other marketing materials are intended merely to present a general idea of the goods described therein, unless otherwise stated.
- ACO reserves the right to change its marketing materials from time to time without notice to the Customer.
- (b) The Company may correct any typographical or other errors or omissions in any marketing materials, quotation, written acknowledgement of the Customer's order, or other document relating to the provision of the Goods and/or Services without any liability to the Customer.
- (c) Any advice or recommendation given by the Company or its employees or agents to the Customer or its employees or agents as to the storage, application or use of the Goods and/or Services which is not confirmed in writing by the Company is followed or acted upon entirely at the Customer's own risk, and accordingly the Company shall not be liable for any such advice or recommendation which is not so confirmed.

### 5. SERVICES

- (a) Where the Company has undertaken to provide any Services to the Customer, the Company shall provide the Services subject to these Conditions. Any changes or additions to the Services must be agreed in writing by the Company and the Customer may be charged extra.
- (b) The Customer shall at its own expense supply the Company with all necessary documents, plans or other materials, and all necessary data or other information relating to the Services, within sufficient time to enable the Company to provide the Services in accordance with the Contract. The Customer shall ensure the accuracy of all Input Material.
- (c) The Customer shall at its own expense retain duplicate copies of all Input Material and insure against its accidental loss or damage. The Company shall have no liability for any such loss or damage, however caused. All Output Material shall be at the sole risk of the Customer from the time of delivery to or to the order of the Customer.
- (d) The Services shall be provided using reasonable care and skill and as far as reasonably possible in accordance with the Output Material, subject to these Conditions.
- (e) The Company may at any time without notifying the Customer make any changes to the Services and Goods which are necessary to comply with any applicable safety or other statutory requirements, or which do not materially affect the nature or quality of the Services and Goods.
- (f) The property and any copyright or other intellectual property rights in:
- (i) any Input Material shall belong to the Customer;
- (ii) any Output Material shall, unless otherwise agreed in writing between the Customer and the Company, belong to the Company, subject only to the right of the Customer to use the Output Material for the purposes of utilising the Services and/or Goods.
- (g) The Customer warrants that any Input Material and its use by the Company for the purpose of providing the Services and/or Goods will not infringe the copyright or other rights of any third party, and the Customer shall indemnify the Company against any loss, damages, costs, expenses or other claims arising from any such infringement.
- (h) The Company warrants that any Output Material and its use by the Customer for the purposes of utilising the Services and/or Goods will not infringe the copyright or other rights of any third party, and the Company shall indemnify the Customer against any loss, damages, costs, expenses or other claims arising from any such infringement.
- (i) Where the Company supplies in connection with the provision of the Services, any Goods (including Output Material) supplied by a third party, the Company does not give any warranty, guarantee or other term as to their quality, fitness for purpose or otherwise, but shall, where possible, assign to the Customer the benefit of any warranty, guarantee or indemnity given by the person supplying the Goods to the Company.
- (j) The Company shall have no liability to the Customer for any loss, damage, costs, expenses or other claims for compensation arising from any Input Material or instructions supplied by the Customer which are incomplete, incorrect, inaccurate, illegible, out of sequence or in the wrong form, or arising from their late arrival or non arrival, or any other fault of the Customer.
- (k) The Customer shall provide the Company or its sub-contractors or agents full and proper access to the Customer's site for the Company or its sub-contractors or agents to perform the Services and shall not hinder said performance in any way.

### 6. SUBSTITUTION

In the event of a shortage of raw materials or component parts specified in the contract for use in the production of Goods the Company shall be entitled to substitute such other materials as it shall consider reasonably fit for such purpose.

### 7. PRICES

- (a) Except where agreed in writing to the contrary, all prices quoted by the Company exclude carriage from the warehouse which shall be charged in addition.
- (b) All prices are subject to revision at any time (including after the Company has acknowledged the Customer's order) in the event of any increase in cost caused by circumstances beyond the Company's control and the Company reserves the right to charge such revised prices for Goods and/or Services affected by the increase and remaining to be delivered.
- (c) The Customer shall be liable for extra charges required as a result of its instructions, lack of instructions, the inaccuracy of any Input Material or any other cause attributable to the Customer.

### 8. PAYMENT

- (a) Unless otherwise agreed in writing, prices quoted are net of tax, which shall be payable in addition and:
- (i) payment for Goods and/or Services within the United Kingdom shall be made on the last day of the month following the month in which the Company's invoice is dated. Time for payment shall be of the essence.
- (ii) payment for Goods and/or Services outside the United Kingdom shall be made by irrevocable letter of credit deposited with a London Bank approved by the Company upon presentation of shipping documents or if the Company is unable by reason of the Customer's instructions or lack of instructions to ship Goods when ready, upon notification to the Customer that the Goods are ready for shipment.
- (b) In the event of any delay in payment the Company shall be entitled to charge interest at 4% over Bank of England minimum lending rate from time to time, accruing on a daily basis until payment is made, whether before or after any judgment. During any such period of default and at any time when the Company shall have reasonable grounds for doubting that payment will be made on the due date the Company shall be entitled to withhold deliveries on all contracts with the Customer without prejudice to its right to payment for Goods and Services delivered and for work undertaken and expenses incurred in connection with undelivered Goods and/or Services which shall become immediately due and payable on demand.
- (c) The Buyer shall make all payments due under the Contract without any deduction whether by way of set-off, counterclaim, discount, abatement or otherwise.

## 9. TERMINATION AND CANCELLATION

- (a) Either party may (without limiting any other remedy) at any time terminate the Contract by giving written notice to the other if the other commits any material breach of these Conditions and (if capable of remedy) fails to remedy the breach within 30 days after being required by written notice to do so, or if the other goes into liquidation, or (in the case of an individual or firm) becomes bankrupt, makes a voluntary arrangement with his or its creditors or has a receiver or administrator appointed.
- (b) No order for Goods or Services which has been accepted by the Company may be cancelled by the Customer except with the agreement in writing of the Company and on terms that the Customer shall indemnify the Company in full against all loss (including loss of profit), costs (including the cost of all labour and materials used), damages, charges and expenses incurred by the Seller as a result of cancellation.

## 10. DELIVERY DATES

Delivery dates are estimated only and not guaranteed and are not of the essence. The Company will endeavour to meet the Customer's delivery requirements but shall not be liable for any loss or damage whether direct, indirect, consequential or otherwise (all of which terms include, without limitation, loss of profits, loss of business, depletion of goodwill and like loss) caused by the delay in delivery. Any liability of the Company for non-delivery of the Goods and/or Services shall be limited to replacing the Goods and/or Services within a reasonable time or issuing a credit note at the pro-rata Contract rate against any invoice raised for such Goods and/or Services.

## 11. TITLE

The Company shall retain title to Goods until payment is made in full in cleared funds in respect of all Contracts. This provision shall not prevent the Customer from selling the Goods for full consideration or embodying them in any construction or apparatus in the normal course of business but in such event (to the extent of its indebtedness to the Company in respect of Goods) it shall act as trustee for the Company of the proceeds of sale or contract price and shall at the Company's request assign the right to receive the same to the Company. The Company's failure to enforce such rights in any case shall not affect its rights in any other case. Without prejudice to the above, until payment is made in full the Customer shall store the Goods (at no cost to the Company) separately from all other goods of the Customer or any third party in such a way that they remain readily identifiable as the Company's property and the Customer grants the Company and its agents an irrevocable licence at any time to enter any premises where the Goods are or may be stored in order to inspect them, or, where the Customer's right to possession has terminated, to recover them.

## 12. RISK

Risk in the Goods shall pass to the Customer on delivery or immediately prior to off-loading from the delivery vehicle where the Customer undertakes the off-loading or immediately after loading a Customer's vehicle at our premises. If the Customer fails to take delivery or has not provided appropriate instructions, documents or authorisations, risk will pass when delivery is tendered.

## 13. DELIVERY

- (a) The Company may deliver the Goods and/or Services to the Customer's premises or may agree to deliver the Goods and/or Services direct to the site of any third party.
- (b) Upon the Company notifying the Customer that the Goods are ready for collection or tendering delivery of the Goods the Customer shall agree to accept delivery of the Goods forthwith. If the Company has agreed to deliver the Goods and the Customer shall fail to give proper delivery instructions or to accept delivery as aforesaid it shall be liable for all costs incurred by the Company as a result of such failure (including without limitation storage and insurance) which shall become immediately due and payable on demand but such liability shall not affect its obligation to purchase the Goods or the right of the Company to damages for breach of such obligation.
- (c) Where the Goods and/or Services are to be delivered in installments, each delivery shall constitute a separate contract and failure by the Company to deliver any one or more of the installments in accordance with these Conditions or any claim by the Customer in respect of any one or more installments shall not entitle the Customer to treat the Contract as a whole as repudiated.

## 14. DAMAGE TO GOODS IN TRANSIT

- (a) The Company shall have no liability in respect of Goods lost or damaged in transit unless the Customer or its agent notes such loss or damage on the delivery receipt and gives notice thereof in writing to the Company and the carrier within three days of delivery or such shorter period as may be required by the carrier's conditions of carriage or in the case of a whole consignment failing to arrive gives notice thereof in writing to the Company within three days of receipt of the Company's invoice or despatch note.
- (b) The Company's liability in respect of Goods lost or damaged in transit shall be limited to repairing or replacing such Goods.

## 15. GUARANTEE

- (a) All Goods sold by the Company shall be of satisfactory quality but shall not be sold as fit for any particular purpose unless the Customer shall have informed the Company in writing that it is relying upon the Company's skill and judgment and the Company shall have accepted such stipulation in writing.
- (b) The Company will repair or replace any of the Goods or parts thereof in respect of which any defects arise solely from faulty materials or workmanship or (subject to Clause 6 (Substitution) above) from the Company's failure to supply Goods of the quality or specification ordered provided that such defects are notified to the Company in writing within three months of the date of delivery provided as follows:
  - (i) that in the case of defects which would have been apparent to the Customer on reasonable examination of the Goods on delivery the Customer shall notify the Company of the defects in writing within three days of the date of delivery.
  - (ii) that in the case of any other defects the Customer shall notify the Company of the defects in writing within three days of the date when the defects become apparent and
  - (iii) in respect of 15. (b) (i) and (ii) above, that the defective Goods are promptly returned carriage paid.
- (c) Except insofar as any statute provides to the contrary the undertakings contained in the preceding paragraphs of this Clause are given in lieu of and to the exclusion of all conditions, warranties and representations whether express or implied by statute or otherwise as to the quality of the Goods or their fitness for any particular purpose or otherwise and the Company shall have no liability in respect of the Goods and/or Services save as provided in paragraph (b) of this Clause.

## 16. LIMITATION OF LIABILITY

- (a) Except as expressly provided in these Conditions, the Company shall not be liable to the Customer by reason of any representation, or any implied warranty, condition or other term, or any duty at common law, or under the express terms of the Contract, for any loss of profit or any indirect, special or consequential loss, damage, costs, expenses or other claims (whether caused by the negligence of the Company, its servants or agents or otherwise) which arise out of or in connection with the provision of the Goods and/or Services or their use by the Customer, and the entire liability of the Company under or in connection with the Contract shall not exceed the amount of the Company's charges for the provision of the Goods and/or Services, except as expressly provided in these Conditions of Sale.
- (b) Nothing in these Conditions of Sale will exclude or limit the Company's liability for death or personal injury caused by its negligence or for fraudulent misrepresentation.

## 17. INDEMNITY

Except insofar as any statute provides to the contrary, the Company shall not be responsible for any loss or damage suffered by any third party caused directly or indirectly by the Goods and/or Services whether as a result of their operation or use or otherwise and whether as a result of any defect therein or otherwise and the Customer shall indemnify the Company from any claim arising from any such loss or damage.

## 18. THIRD PARTIES

- (a) Where the Customer is selling on the Goods to others it agrees to pass to those others full and accurate information supplied by the Company concerning the Goods, including without limitation product information, specification, advice as to usage and details of all exclusions and limitations.
- (b) The parties do not intend that any term of the Contract will be enforceable by virtue of the Contracts (Rights of Third Parties) Act 1999 by any person that is not a party to it.

## 19. FORCE MAJEURE

The Company will not be liable for any loss or damage sustained by the Customer by reason of act of God, war, riot, fire, strike, lock-out, governmental control or regulation, abnormal weather conditions, accident, breakdown or any other circumstances beyond the Company's control.

## 20. GENERAL

- (a) The contract shall be governed by English law and the English courts shall have non-exclusive jurisdiction to determine any dispute between the parties in connection with this Contract.
- (b) The Contract constitutes the entire agreement between the parties, supersedes any previous agreement or understanding and may not be varied except as stated herein. All other terms and conditions, express or implied by statute or otherwise, are excluded to the fullest extent permitted by law.
- (c) Any notice required or permitted to be given by either party to the other under these Conditions shall be in writing addressed to the other party at its registered office or principal place of business or such other address as may at the relevant time have been notified pursuant to this provision to the party giving the notice.
- (d) The Customer shall not be entitled to assign the Contract or any part of it without the prior written consent of the Company.
- (e) The Company may at any time assign, transfer, charge, mortgage, subcontract, declare a trust of or deal in any other manner with all or any of its obligations under the Contract to any third party or agent.
- (f) No failure or delay by either party in exercising any of its rights under the Contract shall be deemed to be a waiver of that right, and no waiver by either party of any breach of the Contract by the other shall be considered as a waiver of any subsequent breach of the same or any other provision.
- (g) If any provision of these Conditions is held by any competent authority to be invalid or unenforceable in whole or in part, the validity of the other provisions of these Conditions and the remainder of the provision in question shall not be affected.

Every product from ACO Water Management supports the ACO WaterCycle



- ACO Water Management  
Civils + Infrastructure  
House & Garden
- ACO Building Drainage
- ACO Access
- ACO Sport
- ACO Wildlife

#### ACO Water Management

A division of ACO Technologies plc  
ACO Business Park  
Hitchin Road  
Shefford  
Bedfordshire  
SG17 5TE

Tel: 01462 816666  
Sales: [customersupport@aco.co.uk](mailto:customersupport@aco.co.uk)  
Project pricing: [awmprojects@aco.co.uk](mailto:awmprojects@aco.co.uk)  
Technical: [technical@aco.co.uk](mailto:technical@aco.co.uk)

[www.aco.co.uk](http://www.aco.co.uk)



View this  
brochure online

