



ACO. creating
the future of drainage

ACO Wildlife Refuges

A selection of refuges to provide shelter and security for a range of small to medium size animals.

The ACO range of Wildlife Refuges has been designed to offer a waterproof safe haven for several types of small animals and amphibians, offering them protection from both predators and adverse weather conditions.


Refuges require no maintenance and may be expected to have a working life of at least 30 years under normal conditions.

Benefits

- Different opening types and sizes prevent predators from gaining access while allowing smaller animals to move to safety.
- A completely open base, ensures that natural ground humidity is retained wherever they are installed.
- ACO Wildlife Refuges are manufactured from Vienite®, ACO's recycled polymer concrete, which is immune to the freeze/thaw process as it has a water absorption rate of only 0.05%.



ACO Wildlife Refuges Overview



Product Code	Description	Length [mm]	Width [mm]	Depth [mm]	Invert [mm]	Weight [kg]
18891	Wildlife multi-use refuge Type 1	650	650	120	Open arch	21
18892	Wildlife multi-use refuge Type 2	650	650	120	60 x 10 slot	21
18893	Wildlife multi-use refuge Type 3	650	650	120	60 x 15 slot	21
18894	Wildlife multi-use refuge Type 4	650	650	120	ø30 semicircle	21
18895	Wildlife multi-use refuge Type 5	650	650	120	ø70 semicircle	21

ACO Wildlife Refuges

STEP 1

ACO Wildlife Refuges should be installed on roughly levelled ground, ensuring that there are no gaps between the base of the walls and the ground surface. If the topsoil is soft suitable support such as bricks or stones should be positioned below ground level. If required, the vent on the rear face can be tapped out with gentle pressure. When siting the Refuge, the opening should be faced away from the prevailing wind direction.

STEP 2


The central 'pit' should be filled with earth to prevent it filling with water or trapping small animals.

STEP 3

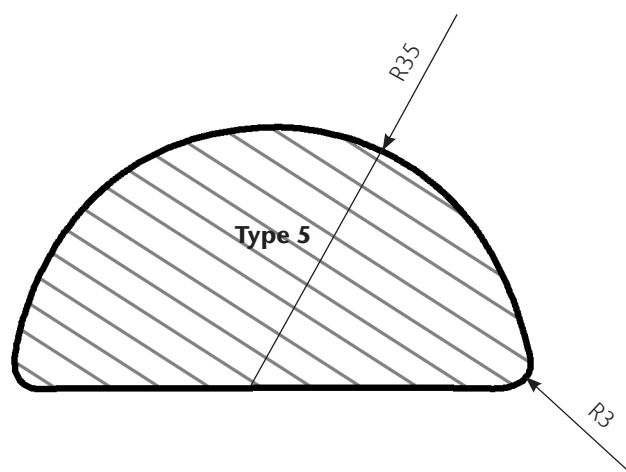
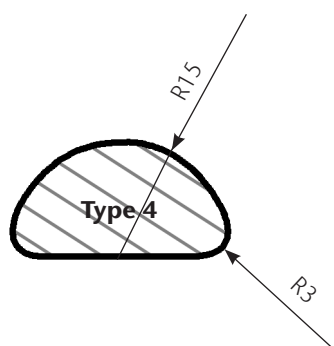
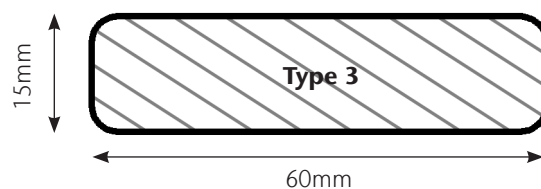
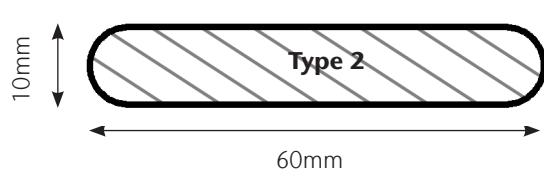
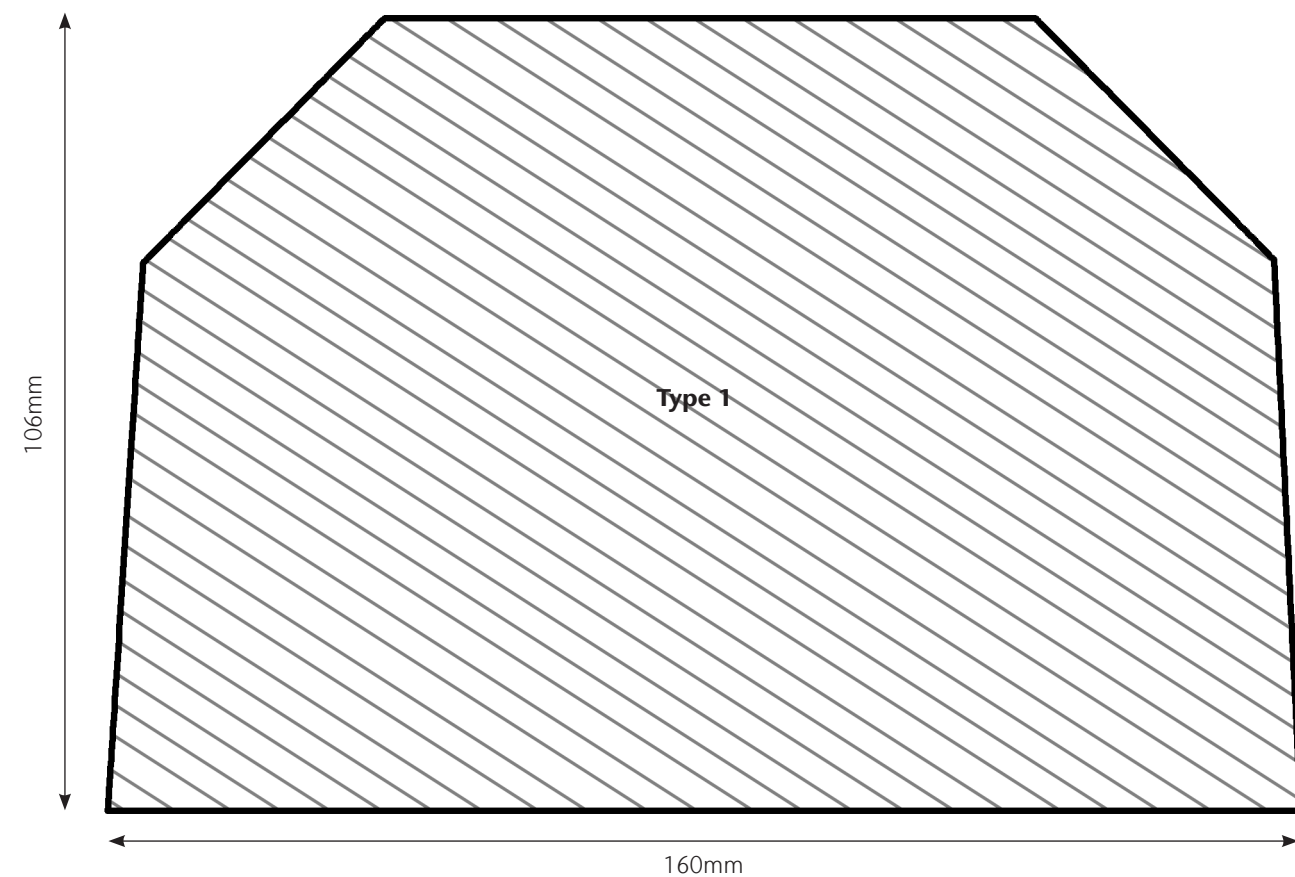
Wildlife Refuges may be left exposed, though ACO recommend that they are covered with any desired material, from loose leaves or logs to complete burial to form a mound with just the opening showing. Please note that the greater the amount of cover, the harder it will be to gain access for cleaning or removal if required.

STEP 4

If the Refuge is not being used it can be lifted and sited in a different location. It should be cleaned out first.



Type 1 suitable for many types of small animal including hedgehogs.
Types 2 and 3 with slotted entrances are suited to newts, lizards, and invertebrates.
Type 4 is intended for insects.
Type 5 for snakes, lizards, mice, voles, and shrews.



ACO Water Management Contacts:

Sales: customersupport@aco.co.uk

Technical: technical@aco.co.uk

Tel: 01462 816666

www.aco.co.uk

ACO. creating
the future of drainage

